

Prices - Nov-24

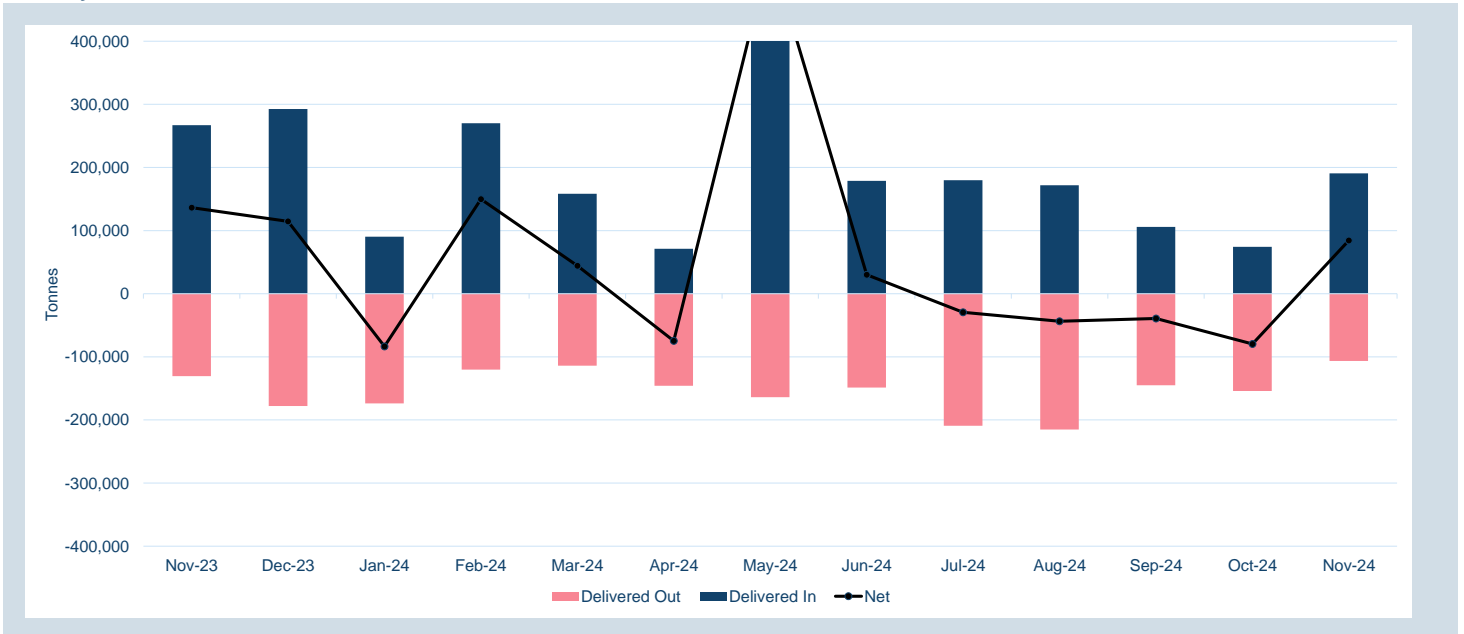
Contract	Official Cash Settlement Price				Official 3 Month Price			
	Average	Low	High	*M/M Change %	Average	Low	High	*M/M Change %
LME Aluminium	\$2,583.19	\$2,504.00	\$2,654.50	-0.6%	\$2,612.24	\$2,526.00	\$2,682.00	-0.3%
LME Aluminium Alloy	\$2,247.52	\$2,244.00	\$2,251.00	1.1%	\$2,255.00	\$2,255.00	\$2,255.00	0.7%
LME NASAAC	\$2,450.00	\$2,450.00	\$2,450.00	0.0%	\$2,450.00	\$2,450.00	\$2,450.00	0.0%
LME Copper	\$9,074.79	\$8,768.00	\$9,587.50	-4.9%	\$9,202.52	\$8,908.00	\$9,725.00	-4.9%
LME Lead	\$1,988.43	\$1,921.00	\$2,043.00	-2.3%	\$2,025.55	\$1,957.00	\$2,074.00	-2.5%
LME Nickel	\$15,740.24	\$15,290.00	\$16,260.00	-6.3%	\$16,005.71	\$15,550.00	\$16,510.00	-6.2%
LME Tin	\$29,768.33	\$27,300.00	\$32,100.00	-7.6%	\$29,928.33	\$27,500.00	\$32,250.00	-7.4%
LME Zinc	\$2,999.07	\$2,903.00	\$3,107.50	-3.3%	\$3,006.31	\$2,906.50	\$3,103.50	-3.2%
LME Cobalt	\$24,292.38	\$24,275.00	\$24,300.00	0.3%	\$24,300.00	\$24,300.00	\$24,300.00	0.0%

* Percentage change in average price from previous month

Warehouse stock movements (tonnes) - Nov-24

Contract	Delivered In	Delivered Out	Net	Closing
LME Aluminium	7,875	50,600	42,725	693,475
LME Aluminium Alloy	-	20	20	1,600
LME NASAAC	-	-	-	220
LME Copper	11,450	12,100	650	270,725
LME Lead	93,175	11,100	82,075	271,675
LME Nickel	19,638	3,324	16,314	163,134
LME Tin	795	685	110	4,780
LME Zinc	57,775	28,575	29,200	276,275
LME Cobalt	-	2	2	128
Total	190,708	106,406	84,302	1,682,012

Monthly Warehouse Stock Movements



© The London Metal Exchange - An HKEX Company, 10 Finsbury Square, London EC2A 1AJ

The information contained within this presentation is for illustrative and educational purposes only and should not be relied upon in making any investment decision. The past performance of any commodity, derivative or other product referred to in the presentation cannot be relied upon as a guide to its future performance. Whilst every effort has been made to ensure the information is up-to-date and correct, the LME cannot guarantee that it is completely accurate and free from human error. The information is published "as is" without any warranty of any kind, express or implied, as to accuracy of the information and the LME shall not be liable for any losses or damage that may result from use of the presentation as a consequence of any inaccuracies in, or any omissions from, the information which it may contain. The information may not be reproduced, distributed or transmitted to any other person or incorporated in any way into another publication or other material.

Volumes - Nov-24

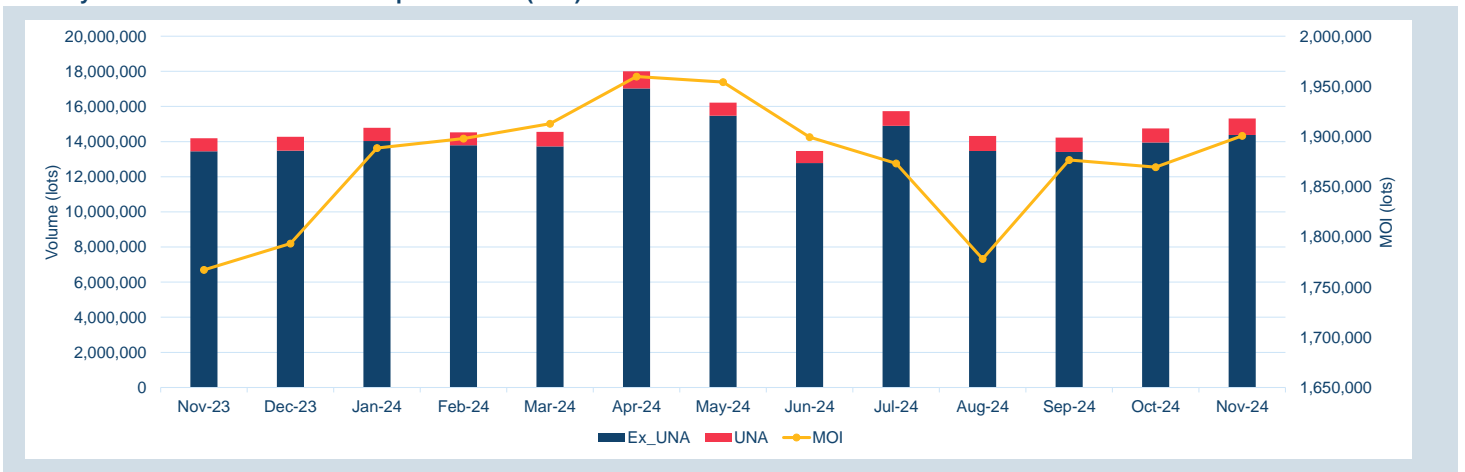
Contract	ADV (lots)	ADV Y/Y change % *	Volume Year to date (lots)	Tonnes Year to date (millions)	Futures Market Open Interest **
Non-ferrous metals (futures, traded options and TAPOs)					
LME Aluminium	297,296	24.1%	65,534,688	1,638	774,561
LME Aluminium Alloy	33	2.4%	2,239	0	8
LME NASAAC	-	-	15	0	-
LME Copper	153,265	0.3%	37,498,818	937	348,018
LME Lead	72,380	-12.1%	17,300,439	433	167,085
LME Nickel	76,161	30.9%	16,204,099	97	259,072
LME Tin	6,904	18.1%	1,554,706	8	22,341
LME Zinc	117,510	15.4%	26,379,427	659	283,712
LME M A Futures***	154	-37.2%	80,779	2	12,263
LMEminis	-	-	-	-	-
LME Premiums					
LME Aluminium Premium Duty paid US Midwest (Platts)	-	-100.0%	930	0	230
LME Aluminium Premium Duty Paid European (Fastmarkets MB)	69	101.1%	17,700	0	2,826
LME Aluminium Premium Duty Unpaid European (Fastmarkets MB)	-	-	1,800	-	-
Minor Metals (futures)					
LME Cobalt	-	-	1,600	0	175
Ferrous (futures)					
LME Steel HRC FOB China (Argus)	667	678.0%	114,353	1	2,771
LME Steel HRC N. America (Platts)	-	-	-	-	-
LME Steel Scrap CFR Turkey (Platts)	4,656	23.6%	1,154,527	12	25,509
LME Steel Scrap CFR India (Platts)	3	-41.5%	578	0	22
LME Steel Rebar FOB Turkey (Platts)	217	-18.5%	52,690	1	2,203
LME Steel Scrap CFR Taiwan (Argus)	2	15.2%	195	0	5
LME HRC NW Europe (Argus)	-	-	-	-	-
Precious (futures)					
LME Gold	-	-	-	-	-
Total	729,315	13.1%	165,899,583	3,789	1,900,801
Total (excl. UNA)	684,823				

*Percentage year-on-year change between current month and corresponding month in the previous year.

**Last trading day of month

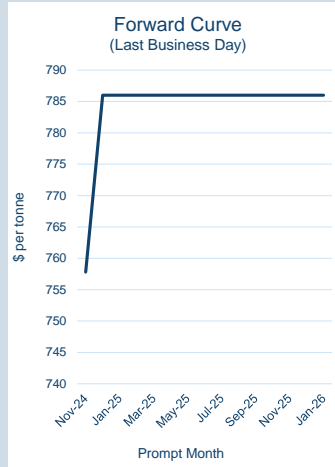
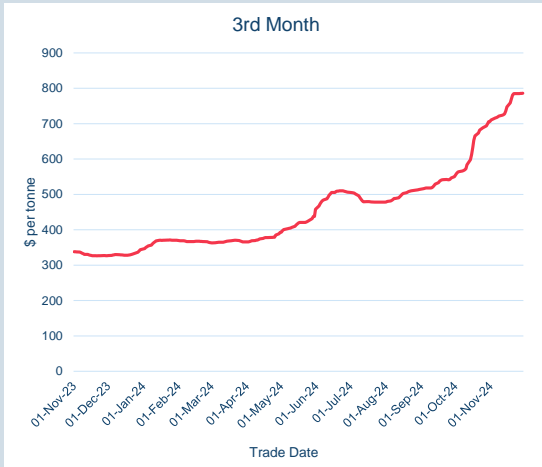
***LME Monthly Average Futures include contracts for aluminium, aluminium alloy, NASAAC, copper, nickel, lead, tin and zinc

Monthly Volumes & Futures Market Open Interest (MOI)



© The London Metal Exchange - An HKE X Company. 10 Finsbury Square, London EC2A 1AJ

The information contained within this presentation is for illustrative and educational purposes only and should not be relied upon in making any investment decision. The past performance of any commodity, derivative or other product referred to in the presentation cannot be relied upon as a guide to its future performance. Whilst every effort has been made to ensure the information is up-to-date and correct, the LME cannot guarantee that it is completely accurate and free from human error. The information is published "as is" without any warranty of any kind, express or implied, as to accuracy of the information and the LME shall not be liable for any losses or damage that may result from use of the presentation as a consequence of any inaccuracies in, or any omissions from, the information which it may contain. The information may not be reproduced, distributed or transmitted to any other person or incorporated in any way into another publication or other material.

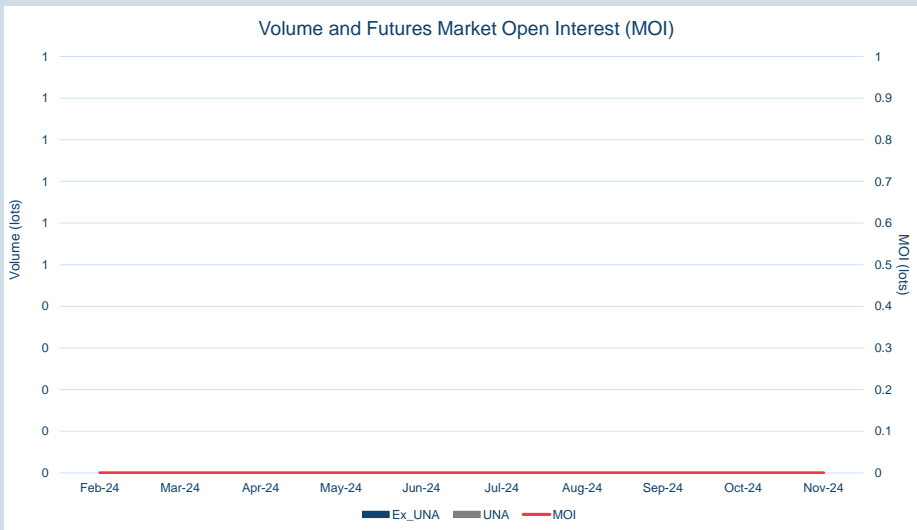


Front Month	
Average	\$741.86
Minimum	\$715.00
Maximum	\$757.81

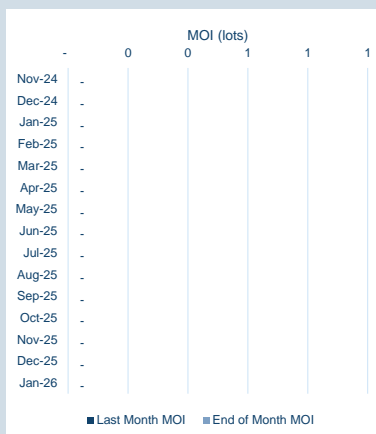
Volume (ex UNA) Nov-2024	
Lots	-

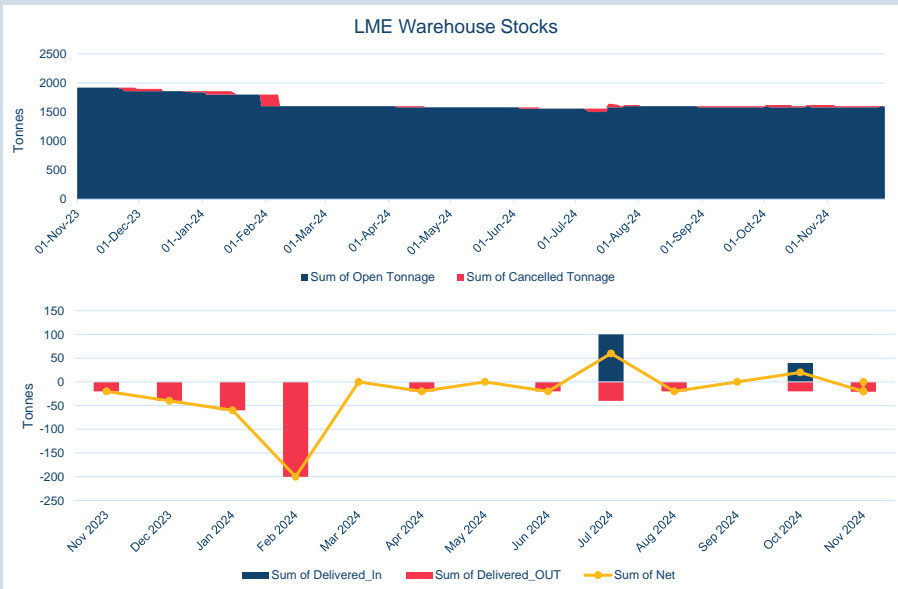
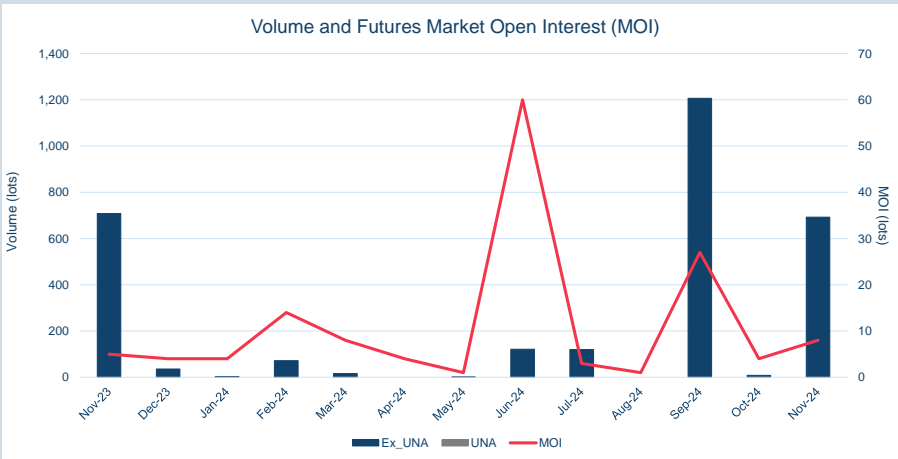
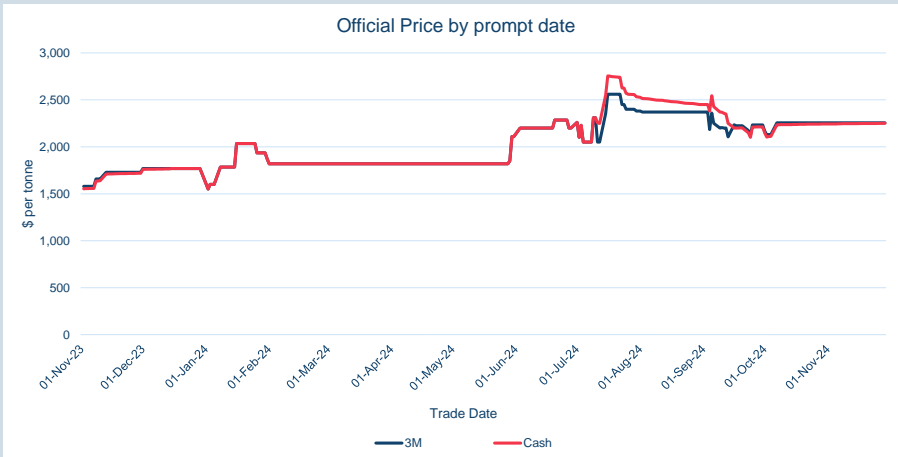
Volume (inc UNA) Nov-2024	
Lots	-
Tonnes	-

Volume Year To Date	
Lots	-
Tonnes	-



Prompt Month	End of Month - Daily Settlement	Volume (inc UNA)	End of Month - MOI
Nov-24	\$ 757.81	-	-
Dec-24	\$ 786.00	-	-
Jan-25	\$ 786.00	-	-
Feb-25	\$ 786.00	-	-
Mar-25	\$ 786.00	-	-
Apr-25	\$ 786.00	-	-
May-25	\$ 786.00	-	-
Jun-25	\$ 786.00	-	-
Jul-25	\$ 786.00	-	-
Aug-25	\$ 786.00	-	-
Sep-25	\$ 786.00	-	-
Oct-25	\$ 786.00	-	-
Nov-25	\$ 786.00	-	-
Dec-25	\$ 786.00	-	-
Jan-26	\$ 786.00	-	-





Cash	
Average	\$2,247.52
Minimum	\$2,244.00
Maximum	\$2,251.00

3M	
Average	\$2,255.00
Minimum	\$2,255.00
Maximum	\$2,255.00

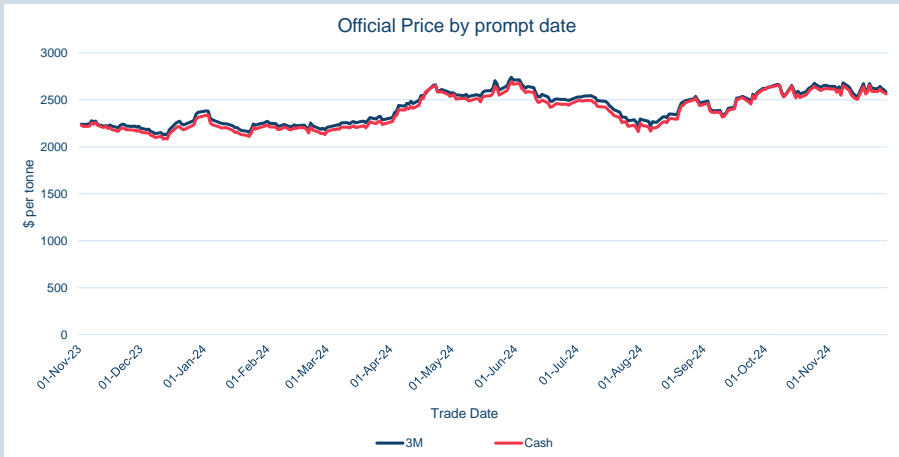
Volume (ex UNA) Nov-2024	
Lots	692

Volume (inc UNA) Nov-2024	
Lots	692
Tonnes	13,840

Volume Year To Date	
Lots	2,239
Tonnes	44,780

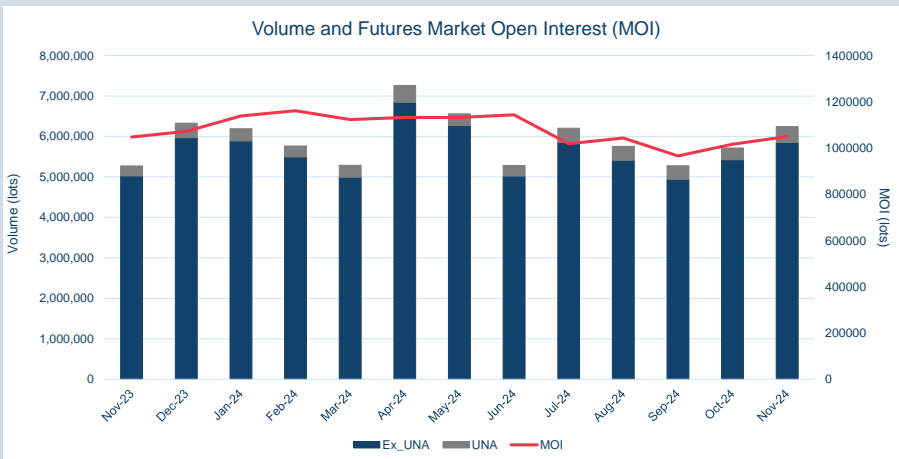
Warehouse Stock - Nov-24	
Delivered In	-
Delivered Out	20
Net	20

Warehouse Stock - Year To Date	
Delivered In	140
Delivered Out	400
Net	260



Cash	
Average	\$2,583.19
Minimum	\$2,504.00
Maximum	\$2,654.50

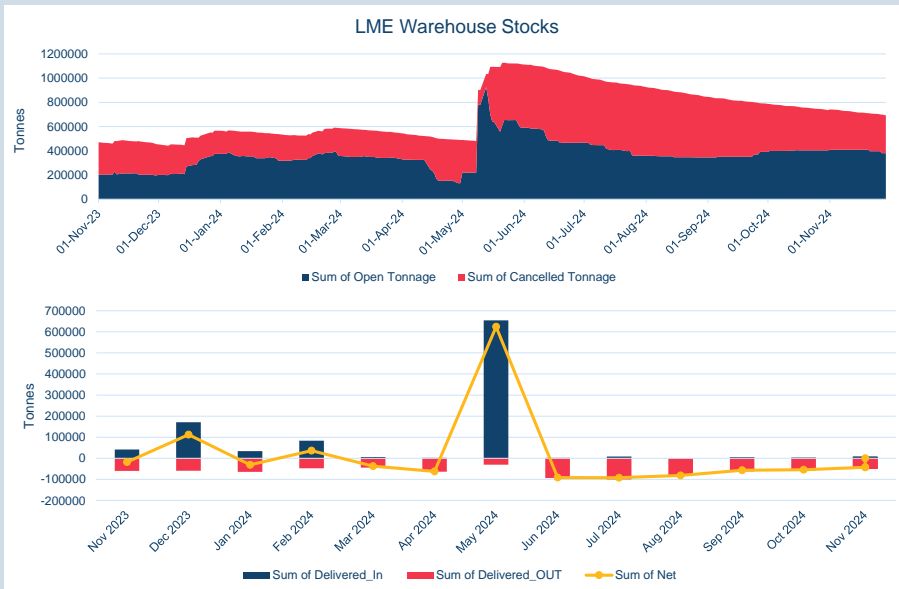
3M	
Average	\$2,612.24
Minimum	\$2,526.00
Maximum	\$2,682.00



Volume (ex UNA)	Nov-2024
Lots	5,852,378

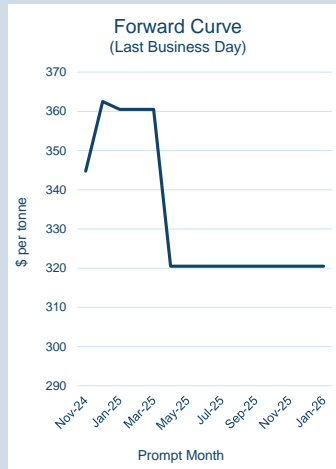
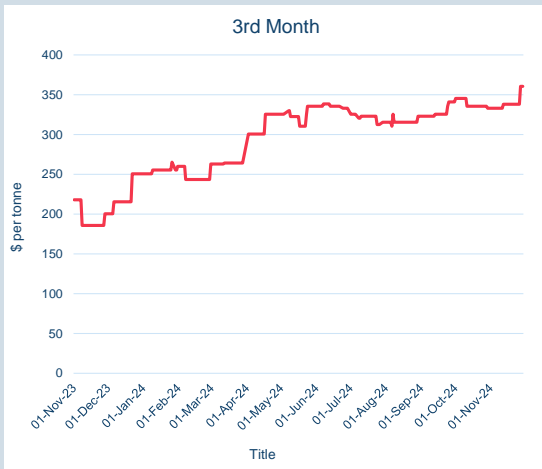
Volume (inc UNA)	Nov-2024
Lots	6,243,214
Tonnes	156,080,350

Volume	Year To Date
Lots	65,534,688
Tonnes	1,638,367,200



Warehouse Stock - Nov-24	
Delivered In	7,875
Delivered Out	- 50,600
Net	- 42,725

Warehouse Stock - Year To Date	
Delivered In	806,100
Delivered Out	- 696,150
Net	109,950

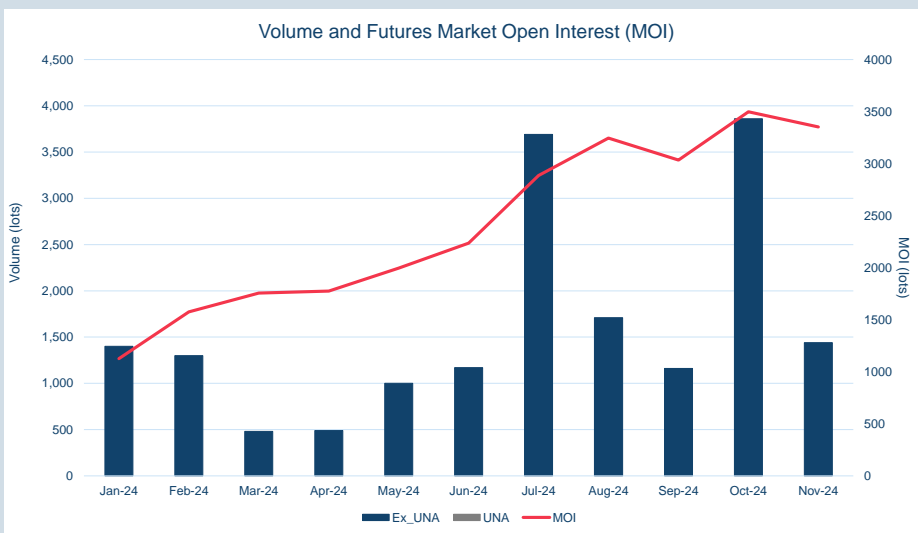


Front Month	
Average	\$342.31
Minimum	\$340.00
Maximum	\$344.72

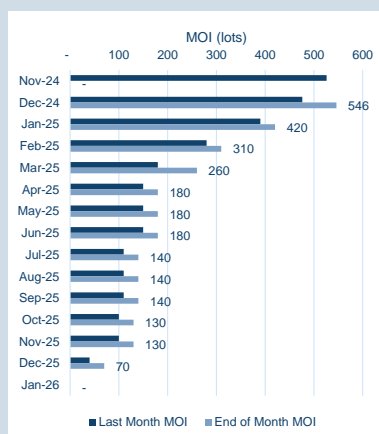
Volume (ex UNA) Nov-2024	
Lots	1,440

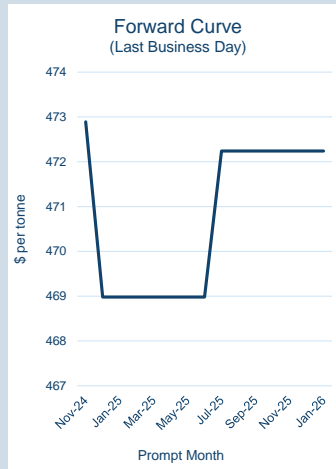
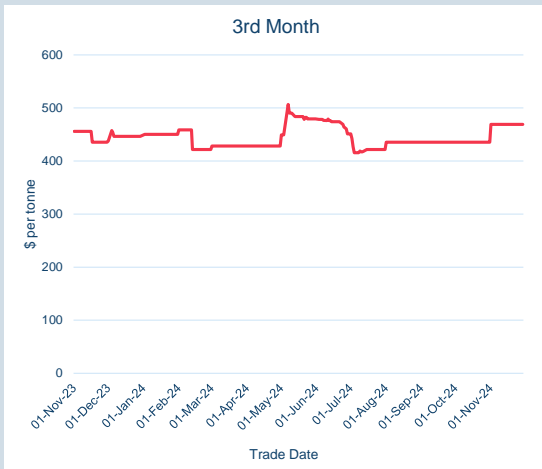
Volume (inc UNA) Nov-2024	
Lots	1,440
Tonnes	36,000

Volume Year To Date	
Lots	17,700
Tonnes	442,500



Prompt Month	End of Month - Daily Settlement	Volume (inc UNA)	End of Month - MOI
Nov-24	\$ 344.72	-	-
Dec-24	\$ 362.50	210	546
Jan-25	\$ 360.50	90	420
Feb-25	\$ 360.50	90	310
Mar-25	\$ 360.50	240	260
Apr-25	\$ 320.50	90	180
May-25	\$ 320.50	90	180
Jun-25	\$ 320.50	90	180
Jul-25	\$ 320.50	90	140
Aug-25	\$ 320.50	90	140
Sep-25	\$ 320.50	90	140
Oct-25	\$ 320.50	90	130
Nov-25	\$ 320.50	90	130
Dec-25	\$ 320.50	90	70
Jan-26	\$ 320.50	-	-



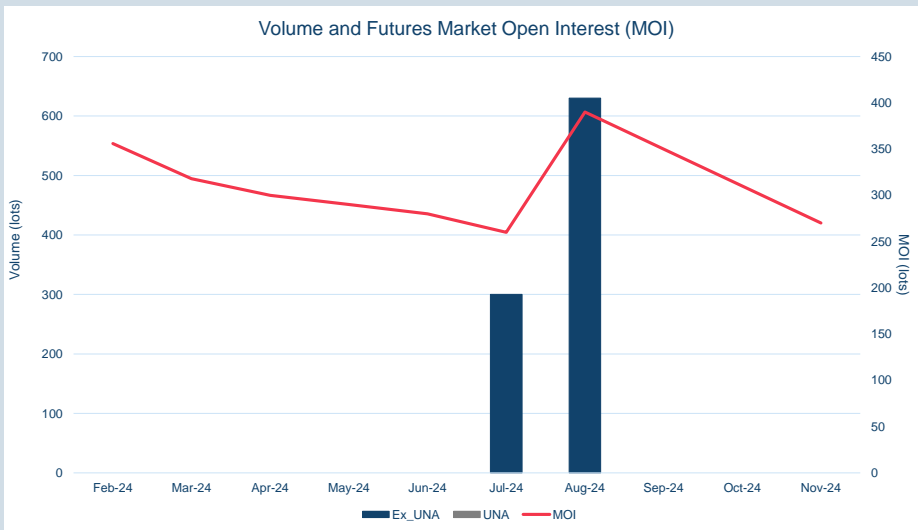


Front Month	
Average	\$474.08
Minimum	\$435.41
Maximum	\$482.81

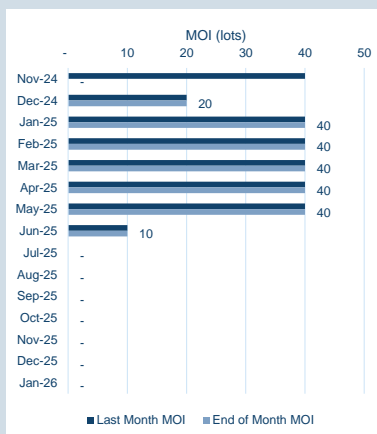
Volume (ex UNA) Nov-2024	
Lots	-

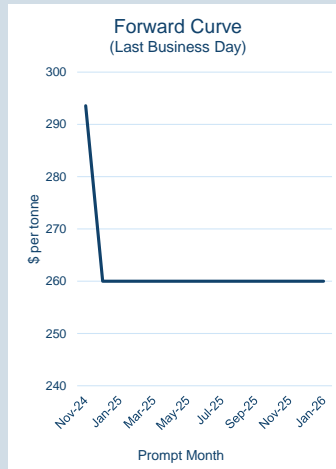
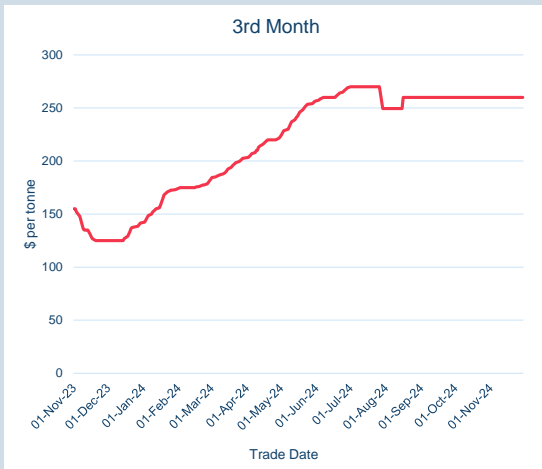
Volume (inc UNA) Nov-2024	
Lots	-
Tonnes	-

Volume Year To Date	
Lots	930
Tonnes	23,250



Prompt Month	End of Month - Daily Settlement	Volume (inc UNA)	End of Month - MOI
Nov-24	\$ 472.89	-	-
Dec-24	\$ 468.98	-	20
Jan-25	\$ 468.98	-	40
Feb-25	\$ 468.98	-	40
Mar-25	\$ 468.98	-	40
Apr-25	\$ 468.98	-	40
May-25	\$ 468.98	-	40
Jun-25	\$ 468.98	-	10
Jul-25	\$ 472.24	-	-
Aug-25	\$ 472.24	-	-
Sep-25	\$ 472.24	-	-
Oct-25	\$ 472.24	-	-
Nov-25	\$ 472.24	-	-
Dec-25	\$ 472.24	-	-
Jan-26	\$ 472.24	-	-



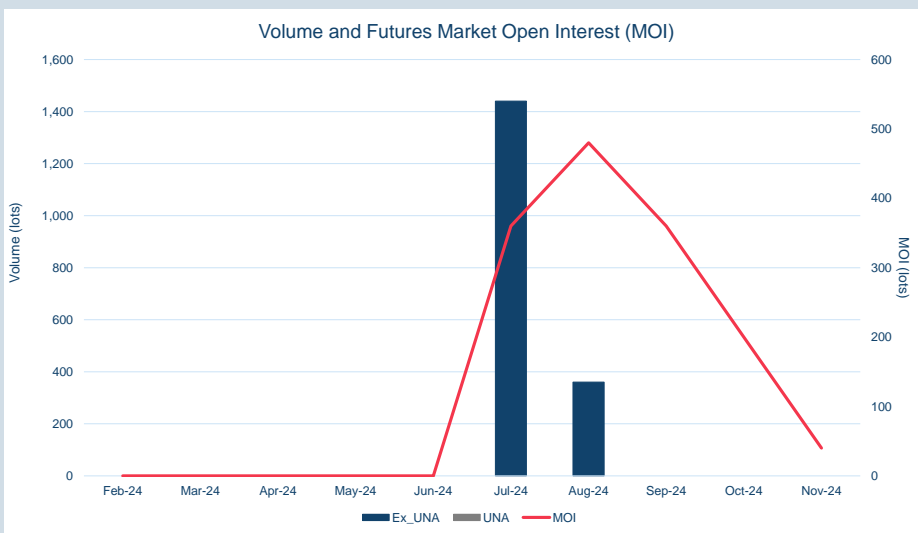


Front Month	
Average	\$291.60
Minimum	\$290.00
Maximum	\$293.57

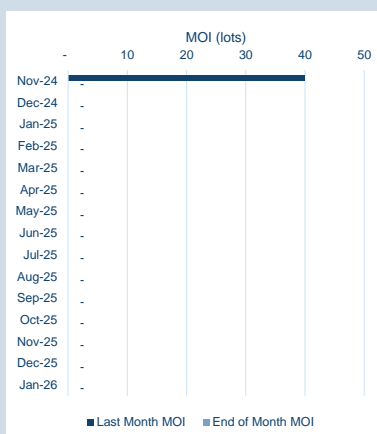
Volume (ex UNA) Nov-2024	
Lots	-

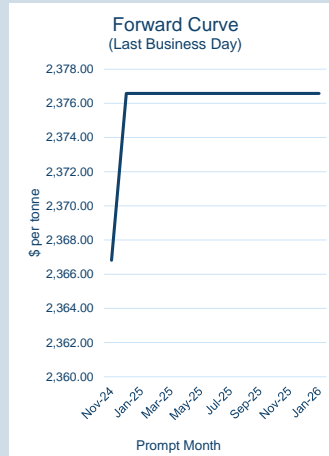
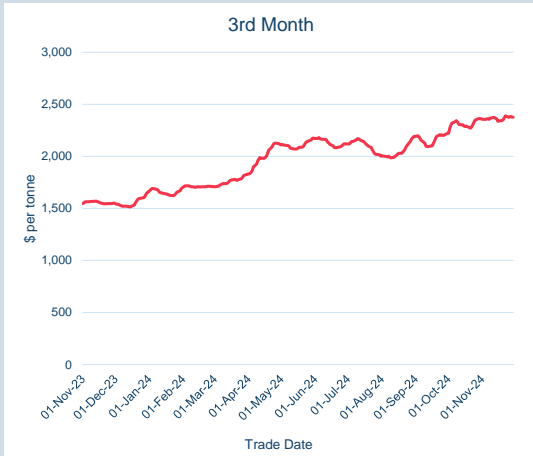
Volume (inc UNA) Nov-2024	
Lots	-
Tonnes	-

Volume Year To Date	
Lots	1,800
Tonnes	45,000



Prompt Month	End of Month - Daily Settlement	Volume (inc UNA)	End of Month - MOI
Nov-24	\$ 293.57	-	-
Dec-24	\$ 260.00	-	-
Jan-25	\$ 260.00	-	-
Feb-25	\$ 260.00	-	-
Mar-25	\$ 260.00	-	-
Apr-25	\$ 260.00	-	-
May-25	\$ 260.00	-	-
Jun-25	\$ 260.00	-	-
Jul-25	\$ 260.00	-	-
Aug-25	\$ 260.00	-	-
Sep-25	\$ 260.00	-	-
Oct-25	\$ 260.00	-	-
Nov-25	\$ 260.00	-	-
Dec-25	\$ 260.00	-	-
Jan-26	\$ 260.00	-	-



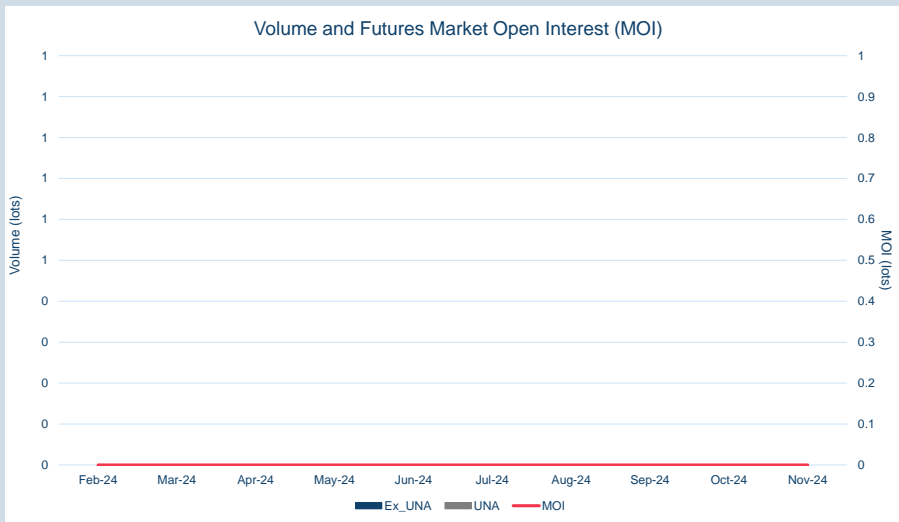


Front Month	
Average	\$2,362.89
Minimum	\$2,326.93
Maximum	\$2,411.44

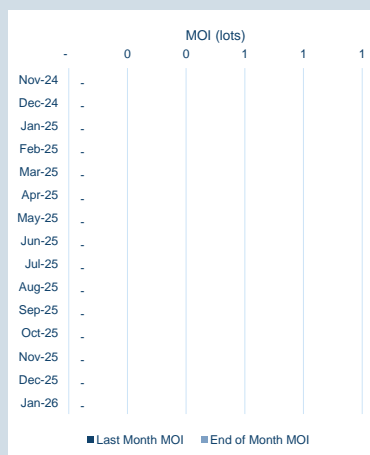
Volume (ex UNA) Nov-2024	
Lots	-

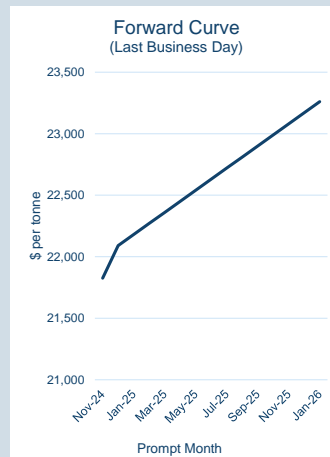
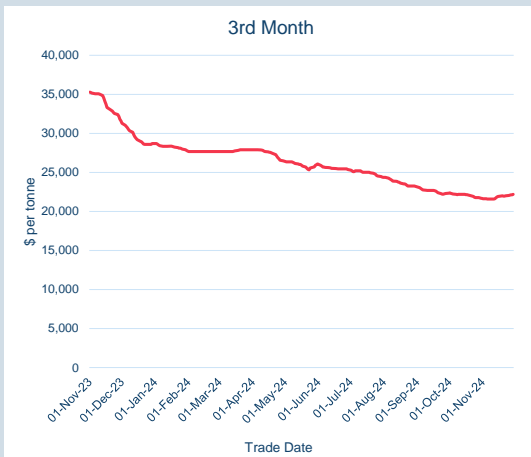
Volume (inc UNA) Nov-2024	
Lots	-
Tonnes	-

Volume Year To Date	
Lots	-
Tonnes	-



Prompt Month	End of Month - Daily Settlement	Volume (inc UNA)	End of Month - MOI
Nov-24	\$ 2,366.82	-	-
Dec-24	\$ 2,376.58	-	-
Jan-25	\$ 2,376.58	-	-
Feb-25	\$ 2,376.58	-	-
Mar-25	\$ 2,376.58	-	-
Apr-25	\$ 2,376.58	-	-
May-25	\$ 2,376.58	-	-
Jun-25	\$ 2,376.58	-	-
Jul-25	\$ 2,376.58	-	-
Aug-25	\$ 2,376.58	-	-
Sep-25	\$ 2,376.58	-	-
Oct-25	\$ 2,376.58	-	-
Nov-25	\$ 2,376.58	-	-
Dec-25	\$ 2,376.58	-	-
Jan-26	\$ 2,376.58	-	-



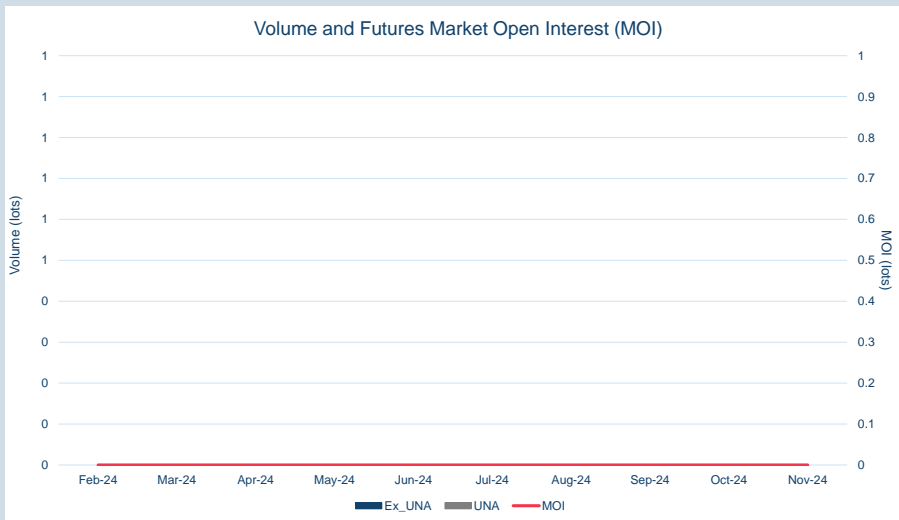


Front Month	
Average	\$21,684.79
Minimum	\$21,495.07
Maximum	\$21,846.76


Volume (ex UNA) Nov-2024	
Lots	-

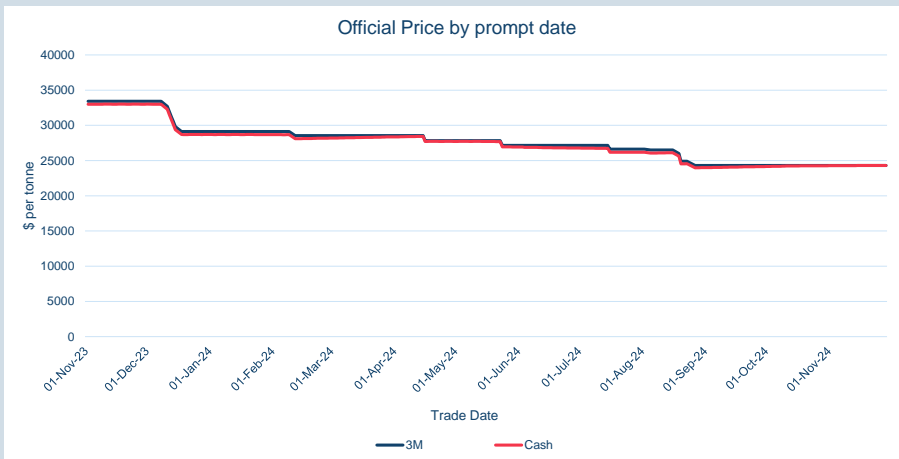
Volume (inc UNA) Nov-2024	
Lots	-
Tonnes	-

Volume Year To Date	
Lots	-
Tonnes	-



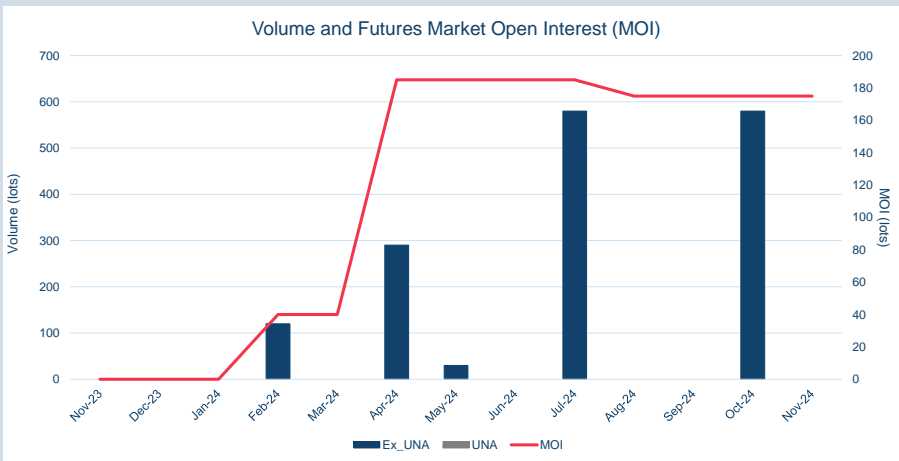
Prompt Month	End of Month - Daily Settlement	Volume (inc UNA)	End of Month - MOI
Nov-24	\$ 21,825.76	-	-
Dec-24	\$ 22,090.32	-	-
Jan-25	\$ 22,180.32	-	-
Feb-25	\$ 22,270.32	-	-
Mar-25	\$ 22,360.32	-	-
Apr-25	\$ 22,450.32	-	-
May-25	\$ 22,540.32	-	-
Jun-25	\$ 22,630.32	-	-
Jul-25	\$ 22,720.32	-	-
Aug-25	\$ 22,810.32	-	-
Sep-25	\$ 22,900.32	-	-
Oct-25	\$ 22,990.32	-	-
Nov-25	\$ 23,080.32	-	-
Dec-25	\$ 23,170.32	-	-
Jan-26	\$ 23,260.32	-	-





Cash	
Average	\$24,292.38
Minimum	\$24,275.00
Maximum	\$24,300.00

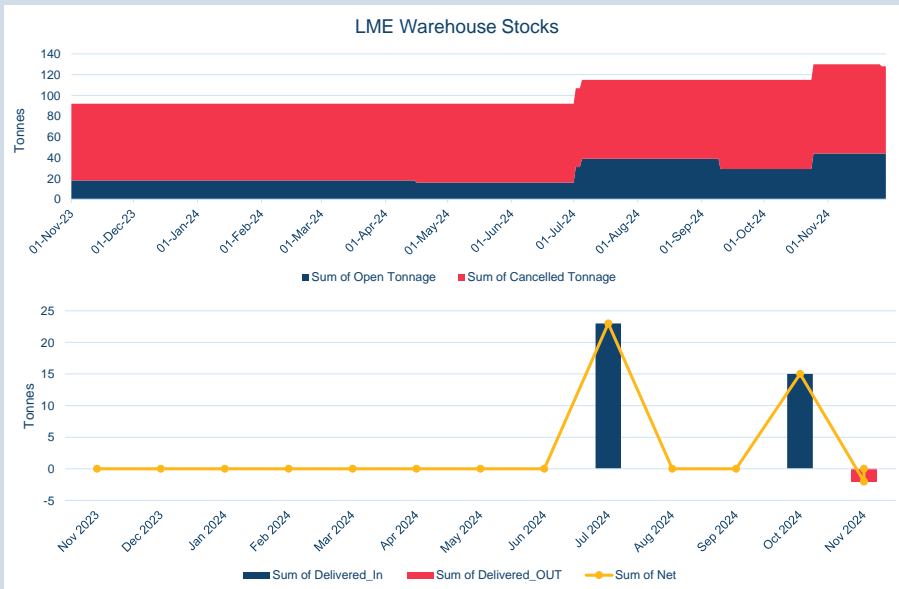
3M	
Average	\$24,300.00
Minimum	\$24,300.00
Maximum	\$24,300.00



Volume (ex UNA) Nov-2024	
Lots	-

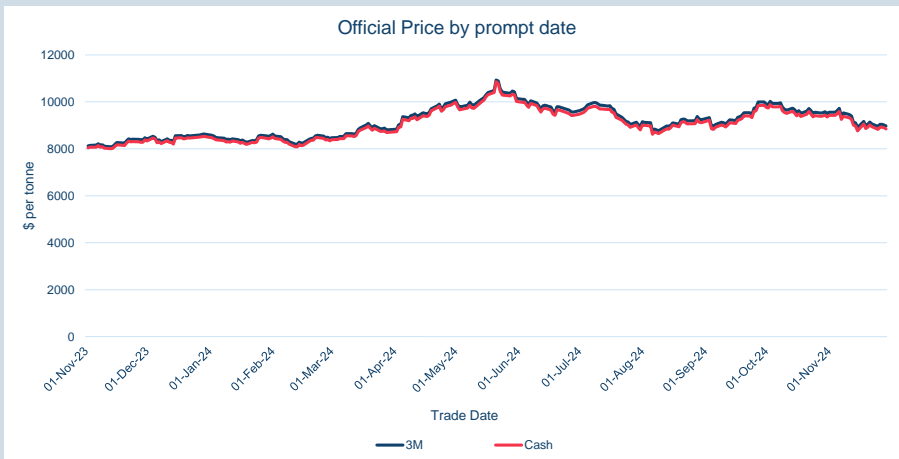
Volume (inc UNA) Nov-2024	
Lots	-
Tonnes	-

Volume Year To Date	
Lots	1,600
Tonnes	1,600



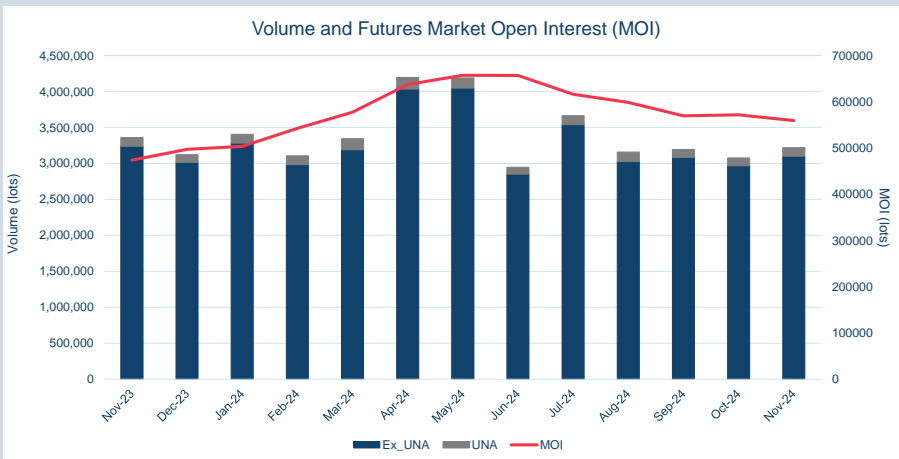
Warehouse Stock - Nov-24	
Delivered In	0
Delivered Out	-2
Net	-2

Warehouse Stock - Year to Date	
Delivered In	38
Delivered Out	-2
Net	36



Cash	
Average	\$9,074.79
Minimum	\$8,768.00
Maximum	\$9,587.50

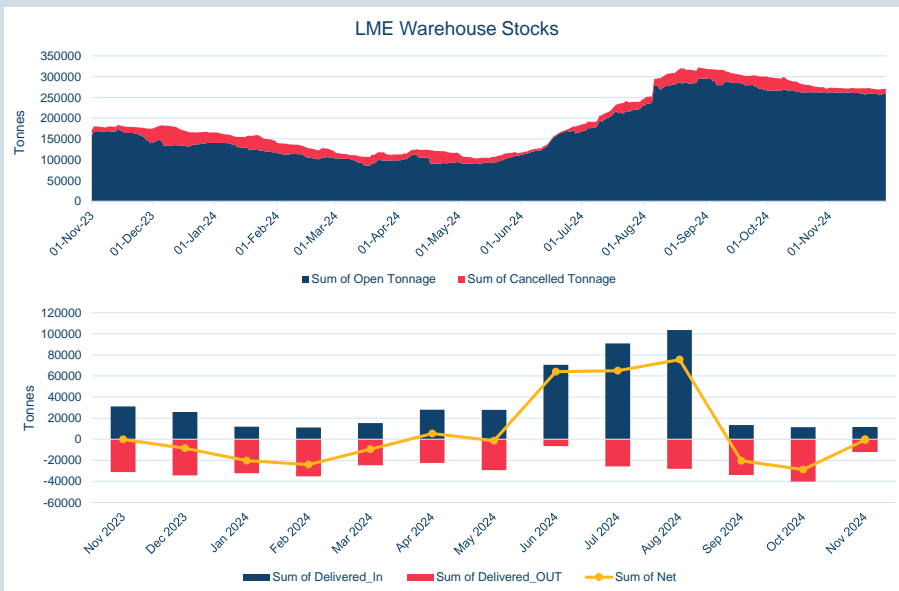
3M	
Average	\$9,202.52
Minimum	\$8,908.00
Maximum	\$9,725.00



Volume (ex UNA)	Nov-2024
Lots	3,101,662

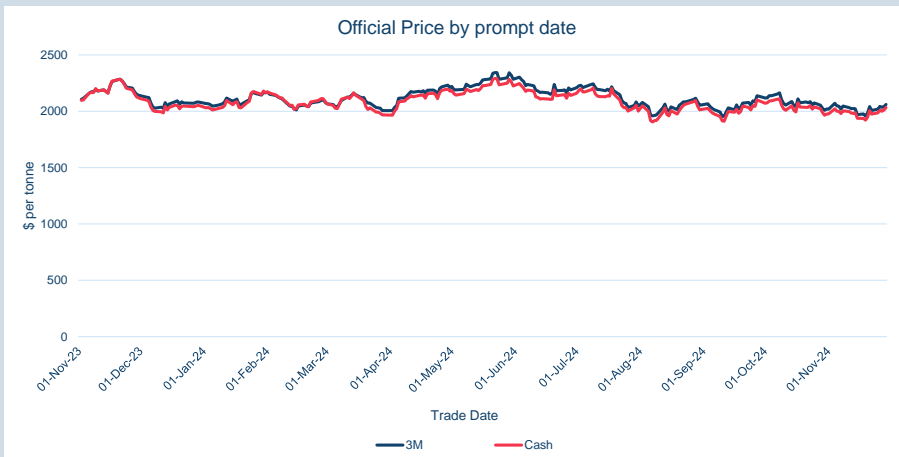
Volume (inc UNA)	Nov-2024
Lots	3,218,559
Tonnes	80,463,975

Volume	Year To Date
Lots	37,498,818
Tonnes	937,470,450



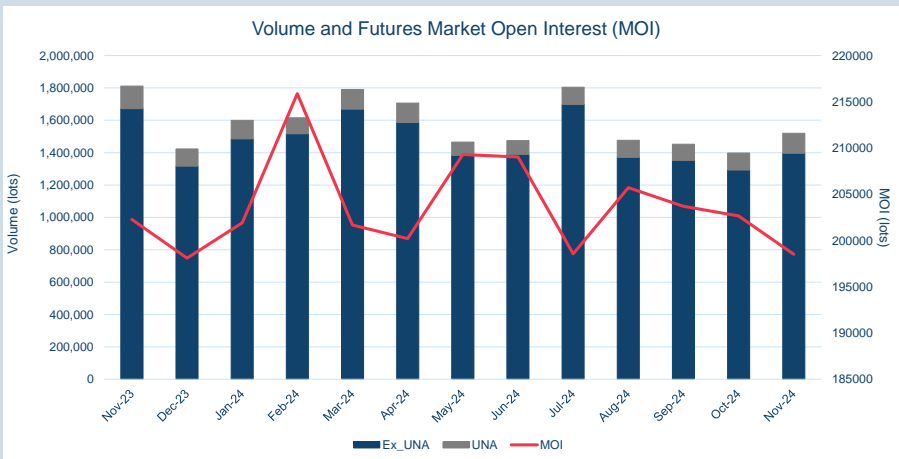
Warehouse Stock - Nov-24	
Delivered In	11,450
Delivered Out	-12,100
Net	-650

Warehouse Stock - Year to Date	
Delivered In	395,500
Delivered Out	-290,475
Net	105,025



Cash	
Average	\$1,988.43
Minimum	\$1,921.00
Maximum	\$2,043.00

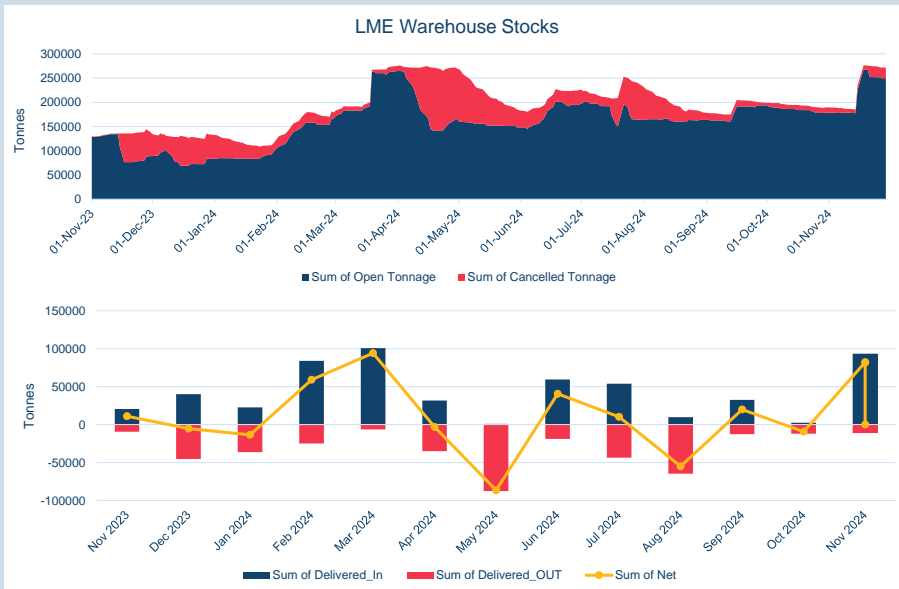
3M	
Average	\$2,025.55
Minimum	\$1,957.00
Maximum	\$2,074.00



Volume (ex UNA)	Nov-2024
Lots	1,396,067

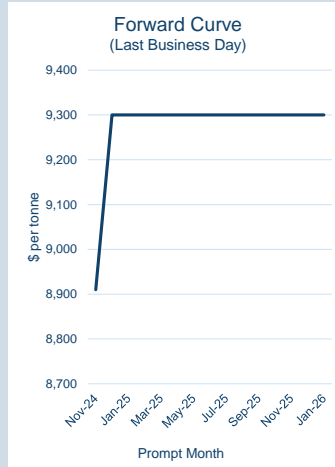
Volume (inc UNA)	Nov-2024
Lots	1,519,979
Tonnes	37,999,475

Volume	Year To Date
Lots	17,300,439
Tonnes	432,510,975



Warehouse Stock - Nov-24	
Delivered In	93,175
Delivered Out	-11,100
Net	82,075

Warehouse Stock - Year to Date	
Delivered In	491,100
Delivered Out	-353,325
Net	137,775

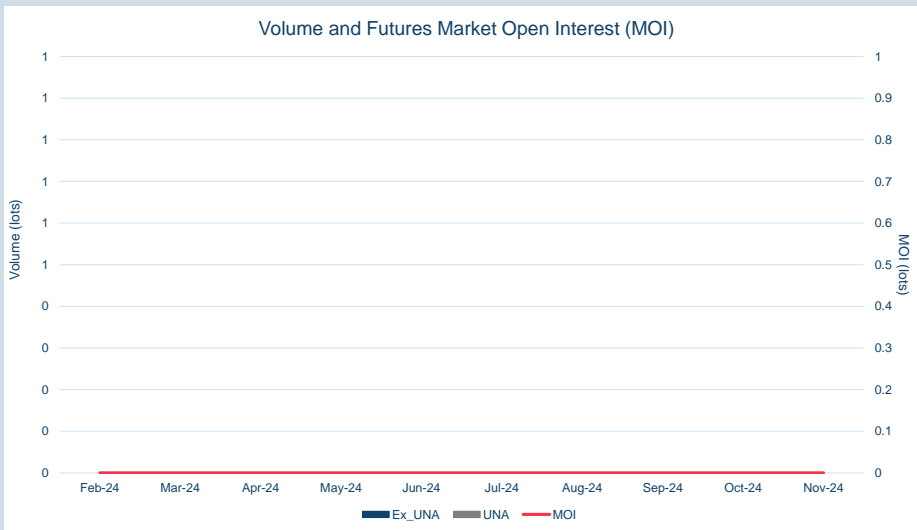


Front Month	
Average	\$8,798.44
Minimum	\$8,600.00
Maximum	\$9,123.81

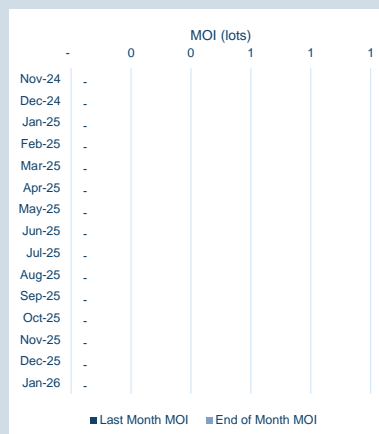
Volume (ex UNA) Nov-2024	
Lots	-

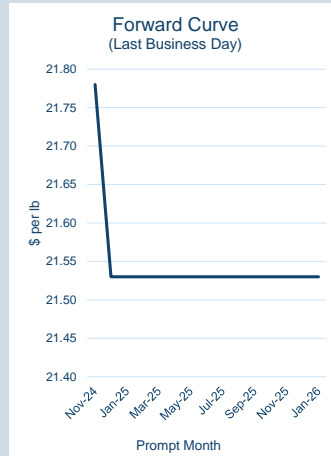
Volume (inc UNA) Nov-2024	
Lots	-
Tonnes	-

Volume Year To Date	
Lots	-
Tonnes	-



Prompt Month	End of Month - Daily Settlement	Volume (inc UNA)	End of Month - MOI
Nov-24	\$ 8,910.00	-	-
Dec-24	\$ 9,300.00	-	-
Jan-25	\$ 9,300.00	-	-
Feb-25	\$ 9,300.00	-	-
Mar-25	\$ 9,300.00	-	-
Apr-25	\$ 9,300.00	-	-
May-25	\$ 9,300.00	-	-
Jun-25	\$ 9,300.00	-	-
Jul-25	\$ 9,300.00	-	-
Aug-25	\$ 9,300.00	-	-
Sep-25	\$ 9,300.00	-	-
Oct-25	\$ 9,300.00	-	-
Nov-25	\$ 9,300.00	-	-
Dec-25	\$ 9,300.00	-	-
Jan-26	\$ 9,300.00	-	-



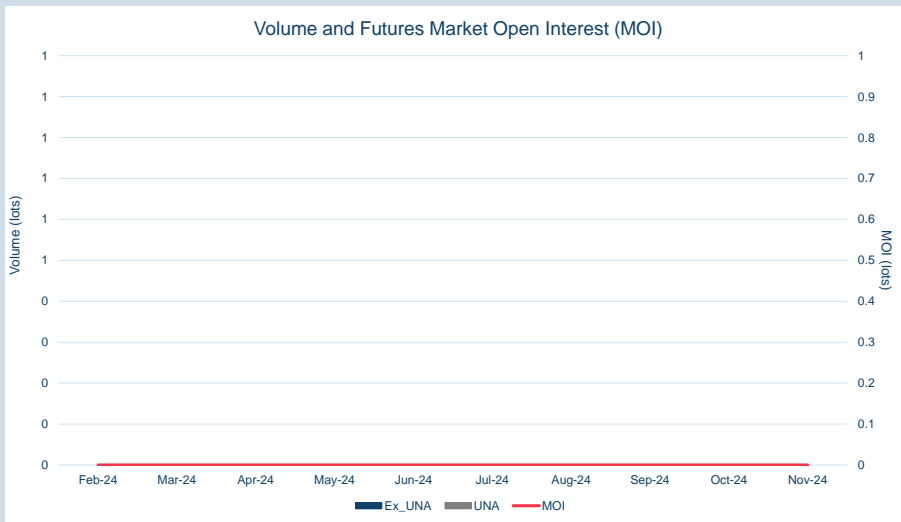


Front Month	
Average	\$21.92
Minimum	\$21.74
Maximum	\$22.16

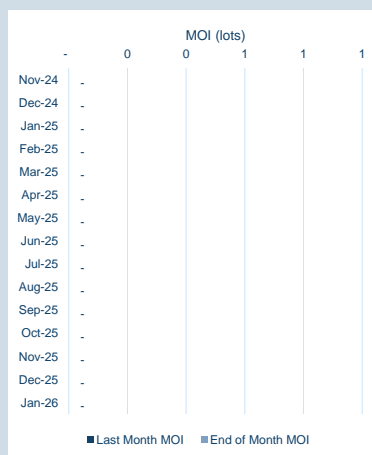
Volume (ex UNA) Nov-2024	
Lots	-

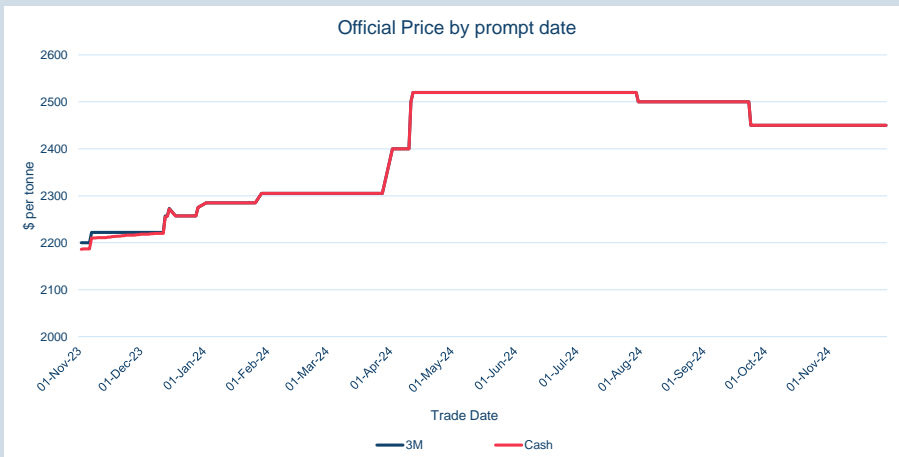
Volume (inc UNA) Nov-2024	
Lots	-
Tonnes	-

Volume Year To Date	
Lots	-
Tonnes	-



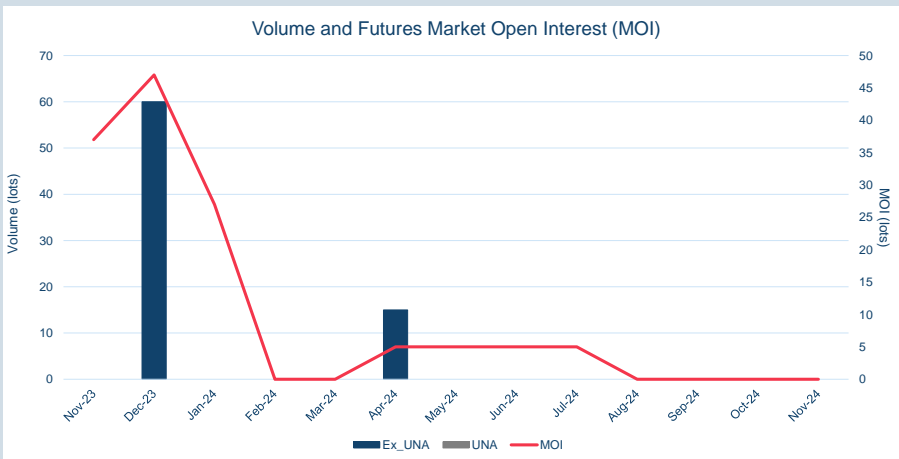
Prompt Month	End of Month - Daily Settlement	Volume (inc UNA)	End of Month - MOI
Nov-24	\$ 21.78	-	-
Dec-24	\$ 21.53	-	-
Jan-25	\$ 21.53	-	-
Feb-25	\$ 21.53	-	-
Mar-25	\$ 21.53	-	-
Apr-25	\$ 21.53	-	-
May-25	\$ 21.53	-	-
Jun-25	\$ 21.53	-	-
Jul-25	\$ 21.53	-	-
Aug-25	\$ 21.53	-	-
Sep-25	\$ 21.53	-	-
Oct-25	\$ 21.53	-	-
Nov-25	\$ 21.53	-	-
Dec-25	\$ 21.53	-	-
Jan-26	\$ 21.53	-	-





Cash	
Average	\$2,450.00
Minimum	\$2,450.00
Maximum	\$2,450.00

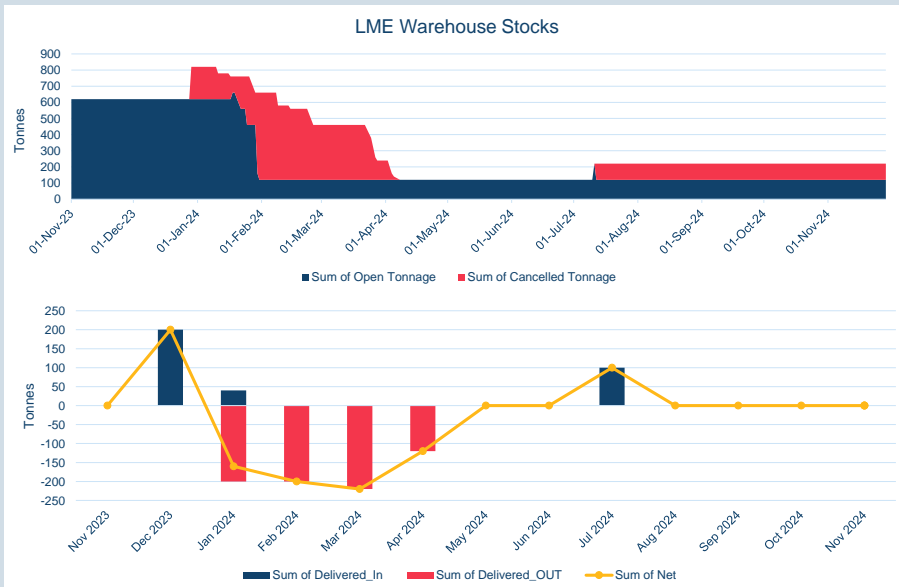
3M	
Average	\$2,450.00
Minimum	\$2,450.00
Maximum	\$2,450.00



Volume (ex UNA) Nov-2024	
Lots	-

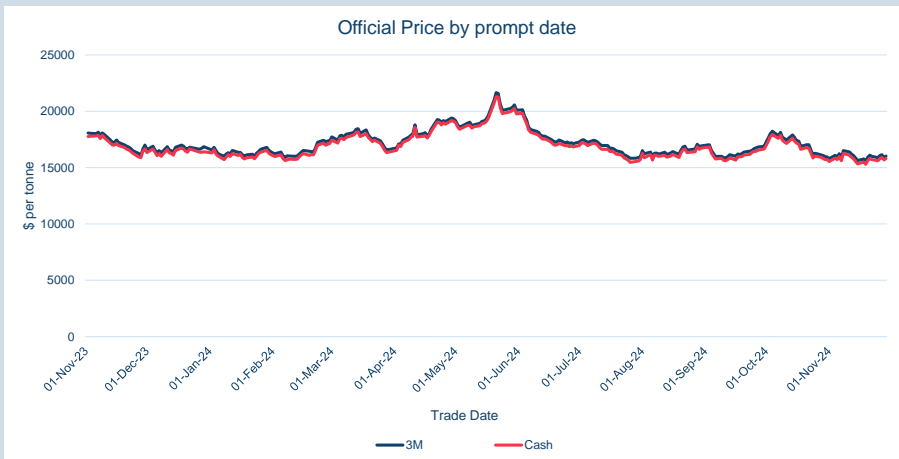
Volume (inc UNA) Nov-2024	
Lots	-
Tonnes	-

Volume Year To Date	
Lots	15
Tonnes	300



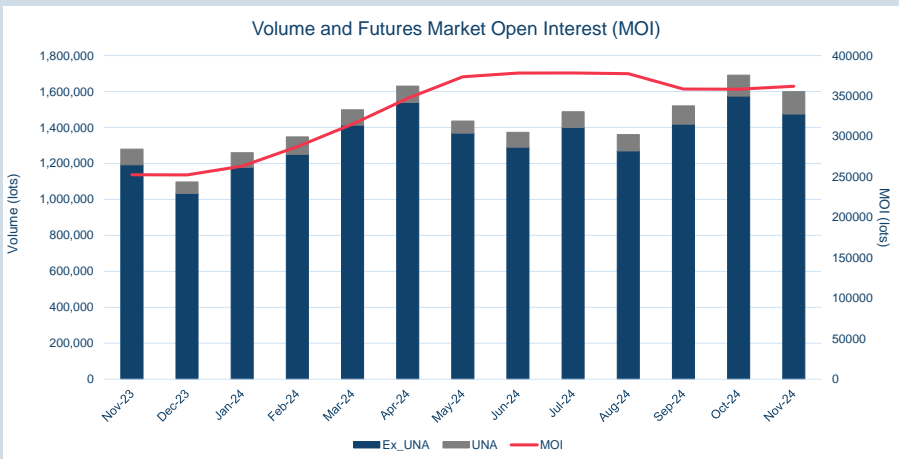
Warehouse Stock - Nov-24	
Delivered In	0
Delivered Out	0
Net	0

Warehouse Stock - Year To Date	
Delivered In	140
Delivered Out	-740
Net	-600



Cash	
Average	\$15,740.24
Minimum	\$15,290.00
Maximum	\$16,260.00

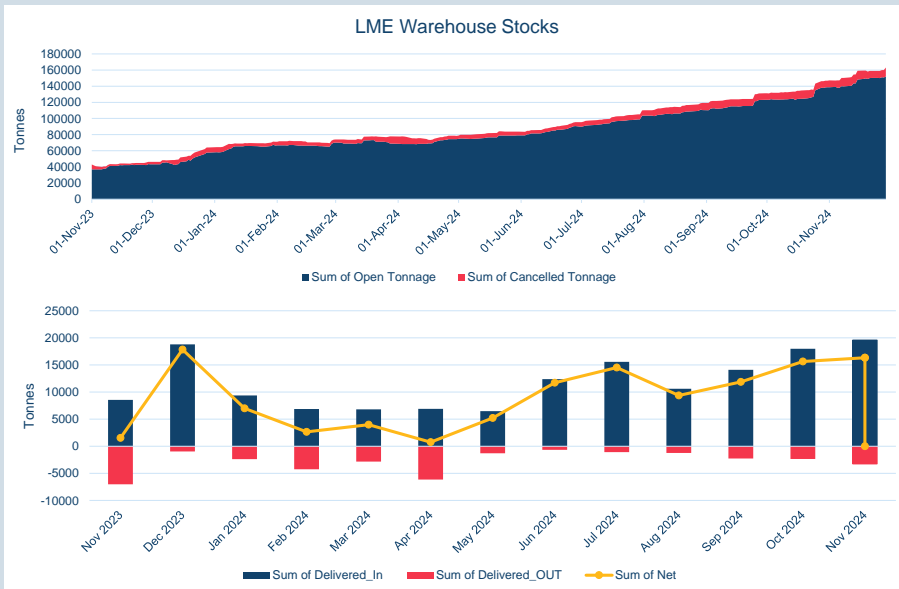
3M	
Average	\$16,005.71
Minimum	\$15,550.00
Maximum	\$16,510.00



Volume (ex UNA)	Nov-2024
Lots	1,474,615

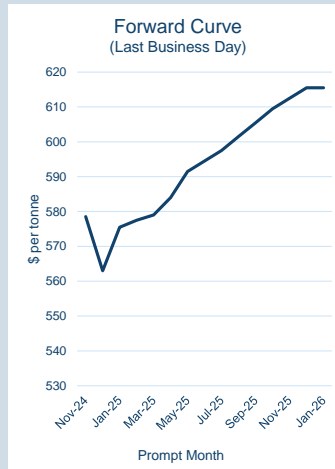
Volume (inc UNA)	Nov-2024
Lots	1,599,390
Tonnes	9,596,340

Volume	Year To Date
Lots	16,204,099
Tonnes	97,224,594



Warehouse Stock - Nov-24	
Delivered In	19,638
Delivered Out	-3,324
Net	16,314

Warehouse Stock - Year to Date	
Delivered In	126,750
Delivered Out	-27,774
Net	98,976

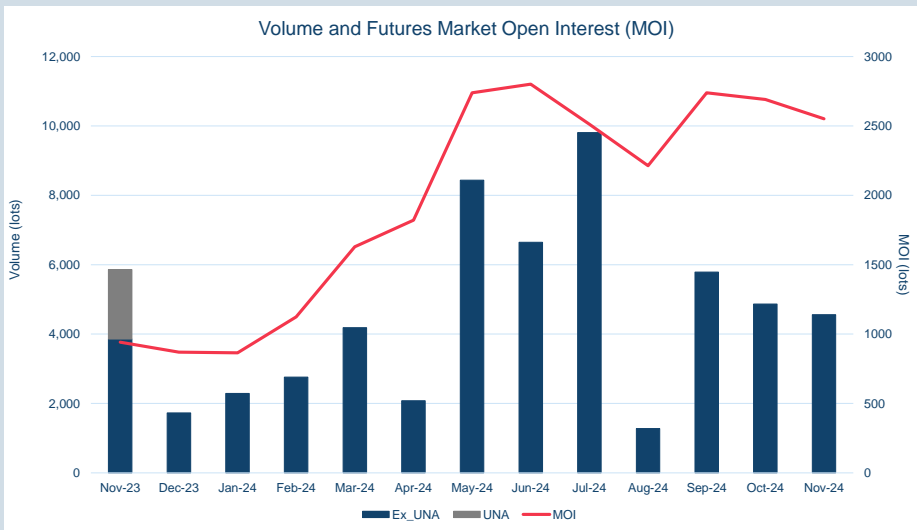


Front Month	
Average	\$584.93
Minimum	\$576.50
Maximum	\$597.50

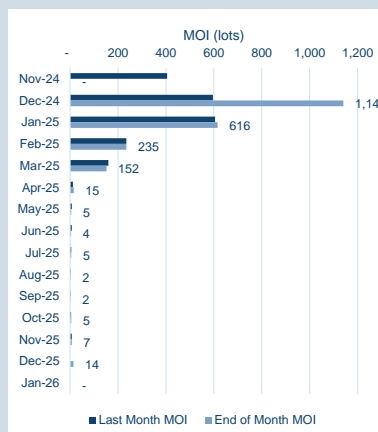
Volume (ex UNA) Nov-2024	
Lots	4,557

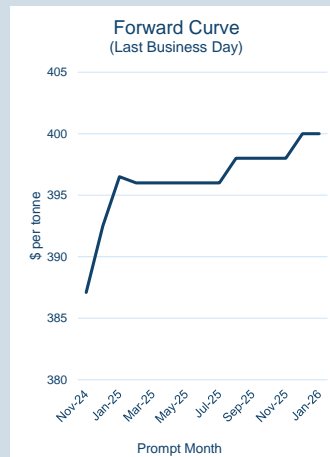
Volume (inc UNA) Nov-2024	
Lots	4,557
Tonnes	45,570

Volume Year To Date	
Lots	52,690
Tonnes	526,900



Prompt Month	End of Month - Daily Settlement	Volume (inc UNA)	End of Month - MOI
Nov-24	\$ 578.52	37	-
Dec-24	\$ 563.00	3,276	1,141
Jan-25	\$ 575.50	1,055	616
Feb-25	\$ 577.50	17	235
Mar-25	\$ 579.00	51	152
Apr-25	\$ 584.00	58	15
May-25	\$ 591.50	5	5
Jun-25	\$ 594.50	13	4
Jul-25	\$ 597.50	-	5
Aug-25	\$ 601.50	-	2
Sep-25	\$ 605.50	-	2
Oct-25	\$ 609.50	5	5
Nov-25	\$ 612.50	3	7
Dec-25	\$ 615.50	37	14
Jan-26	\$ 615.50	-	-



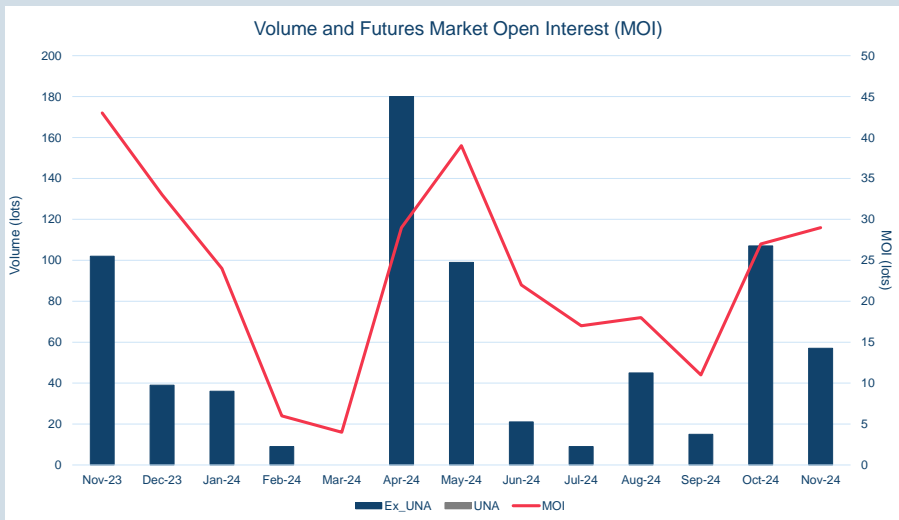


Front Month	
Average	\$404.10
Minimum	\$387.10
Maximum	\$418.00

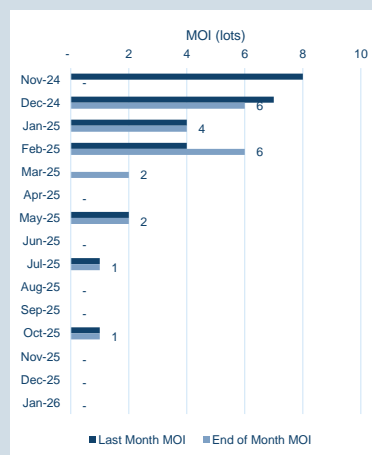
Volume (ex UNA) Nov-2024	
Lots	57

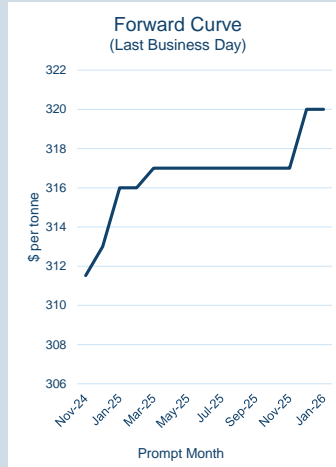
Volume (inc UNA) Nov-2024	
Lots	57
Tonnes	570

Volume Year To Date	
Lots	578
Tonnes	5,780



Prompt Month	End of Month - Daily Settlement	Volume (inc UNA)	End of Month - MOI
Nov-24	\$ 387.10	18	-
Dec-24	\$ 392.50	15	6
Jan-25	\$ 396.50	9	4
Feb-25	\$ 396.00	9	6
Mar-25	\$ 396.00	6	2
Apr-25	\$ 396.00	-	-
May-25	\$ 396.00	-	2
Jun-25	\$ 396.00	-	-
Jul-25	\$ 396.00	-	1
Aug-25	\$ 398.00	-	-
Sep-25	\$ 398.00	-	-
Oct-25	\$ 398.00	-	1
Nov-25	\$ 398.00	-	-
Dec-25	\$ 400.00	-	-
Jan-26	\$ 400.00	-	-



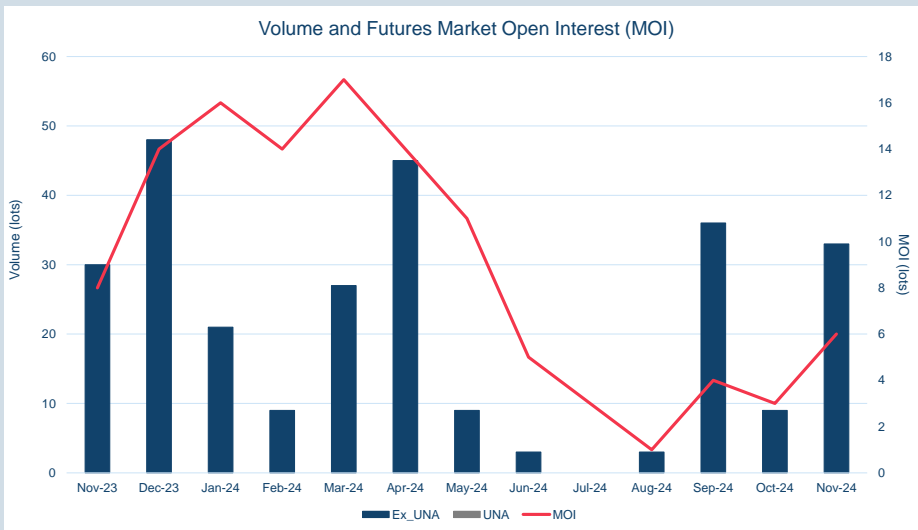


Front Month	
Average	\$321.00
Minimum	\$311.52
Maximum	\$328.50

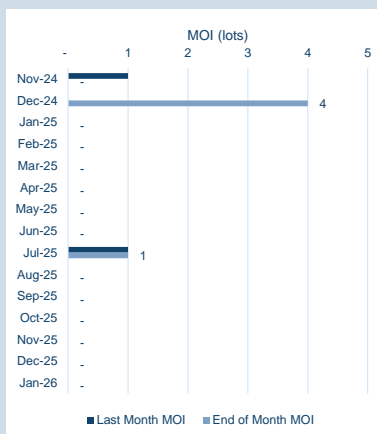
Volume (ex UNA) Nov-2024	
Lots	33

Volume (inc UNA) Nov-2024	
Lots	33
Tonnes	330

Volume Year To Date	
Lots	195
Tonnes	1,950



Prompt Month	End of Month - Daily Settlement	Volume (inc UNA)	End of Month - MOI
Nov-24	\$ 311.52	18	-
Dec-24	\$ 313.00	15	4
Jan-25	\$ 316.00	-	-
Feb-25	\$ 316.00	-	-
Mar-25	\$ 317.00	-	-
Apr-25	\$ 317.00	-	-
May-25	\$ 317.00	-	-
Jun-25	\$ 317.00	-	-
Jul-25	\$ 317.00	-	1
Aug-25	\$ 317.00	-	-
Sep-25	\$ 317.00	-	-
Oct-25	\$ 317.00	-	-
Nov-25	\$ 317.00	-	-
Dec-25	\$ 320.00	-	-
Jan-26	\$ 320.00	-	-



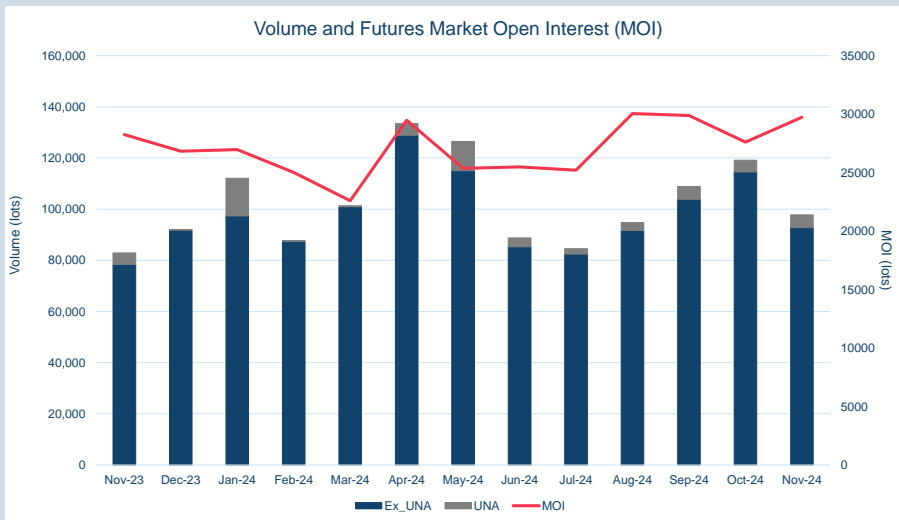


Front Month	
Average	\$362.76
Minimum	\$352.00
Maximum	\$376.50

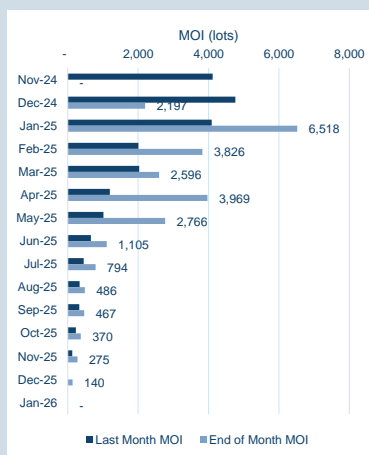
Volume (ex UNA) Nov-2024	
Lots	92,769

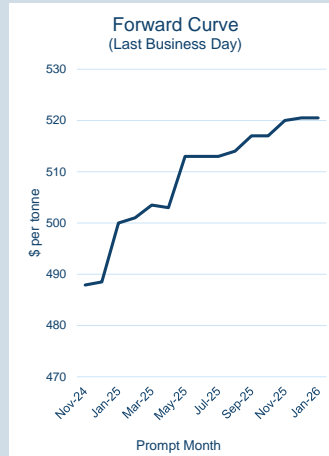
Volume (inc UNA) Nov-2024	
Lots	97,769
Tonnes	977,690

Volume Year To Date	
Lots	1,154,527
Tonnes	11,545,270



Prompt Month	End of Month - Daily Settlement	Volume (inc UNA)	End of Month - MOI
Nov-24	\$ 353.40	3,353	-
Dec-24	\$ 340.00	32,144	2,197
Jan-25	\$ 345.00	30,295	6,518
Feb-25	\$ 351.00	10,601	3,826
Mar-25	\$ 353.50	5,769	2,596
Apr-25	\$ 353.50	6,254	3,969
May-25	\$ 362.00	4,318	2,766
Jun-25	\$ 370.00	2,155	1,105
Jul-25	\$ 374.00	717	794
Aug-25	\$ 377.50	511	486
Sep-25	\$ 378.50	481	467
Oct-25	\$ 381.00	380	370
Nov-25	\$ 383.50	396	275
Dec-25	\$ 385.00	395	140
Jan-26	\$ 385.00	-	-



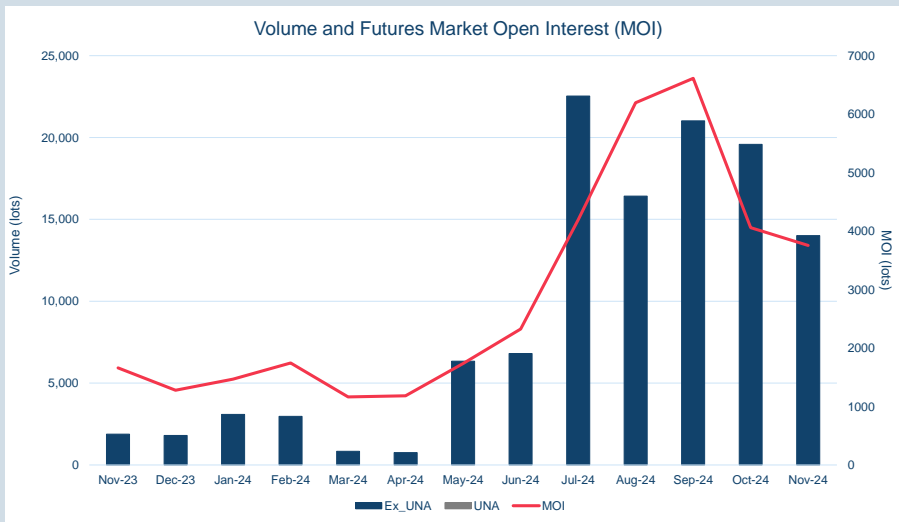


Front Month	
Average	\$490.35
Minimum	\$480.00
Maximum	\$505.00

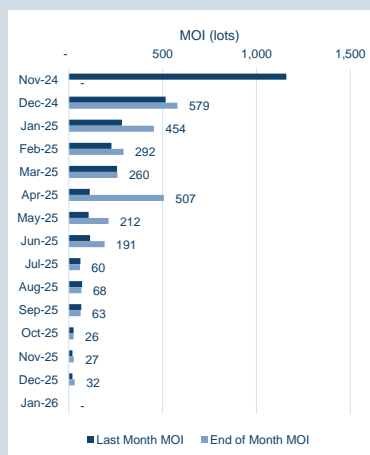
Volume (ex UNA) Nov-2024	
Lots	14,006

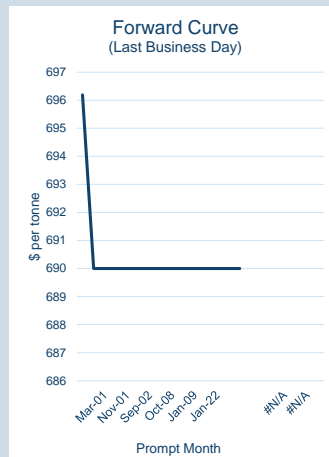
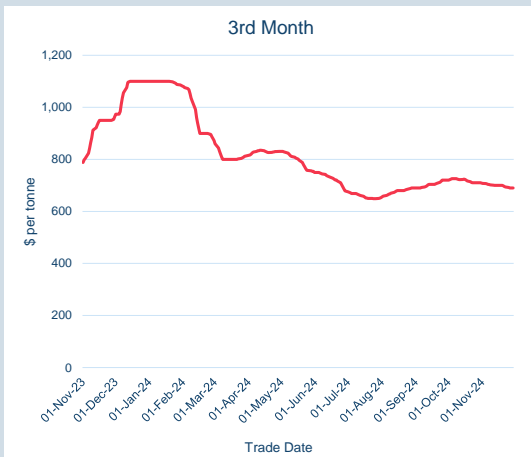
Volume (inc UNA) Nov-2024	
Lots	14,006
Tonnes	140,060

Volume Year To Date	
Lots	114,353
Tonnes	1,143,530



Prompt Month	End of Month - Daily Settlement	Volume (inc UNA)	End of Month - MOI
Nov-24	\$ 487.90	3,143	-
Dec-24	\$ 488.50	5,498	579
Jan-25	\$ 500.00	1,730	454
Feb-25	\$ 501.00	686	292
Mar-25	\$ 503.50	780	260
Apr-25	\$ 503.00	1,430	507
May-25	\$ 513.00	249	212
Jun-25	\$ 513.00	191	191
Jul-25	\$ 513.00	94	60
Aug-25	\$ 514.00	49	68
Sep-25	\$ 517.00	93	63
Oct-25	\$ 517.00	16	26
Nov-25	\$ 520.00	14	27
Dec-25	\$ 520.50	33	32
Jan-26	\$ 520.50	-	-



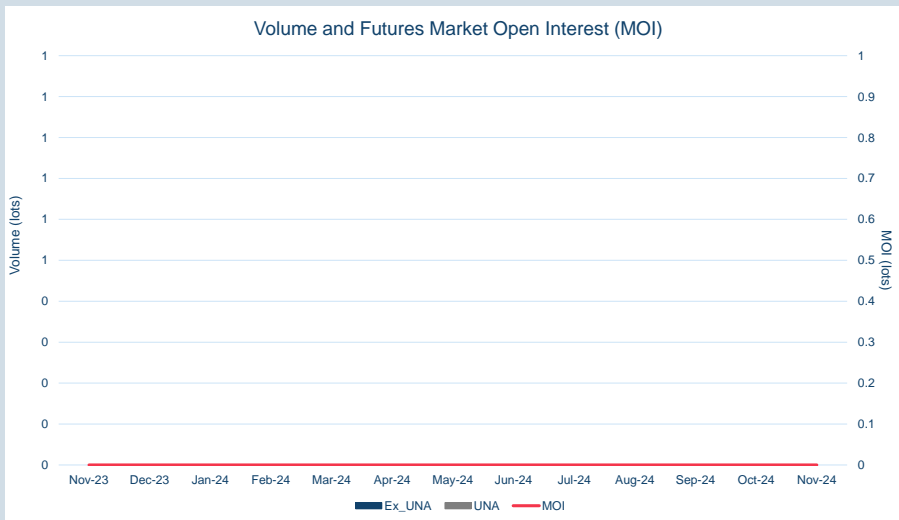


Front Month	
Average	\$699.63
Minimum	\$696.19
Maximum	\$708.00

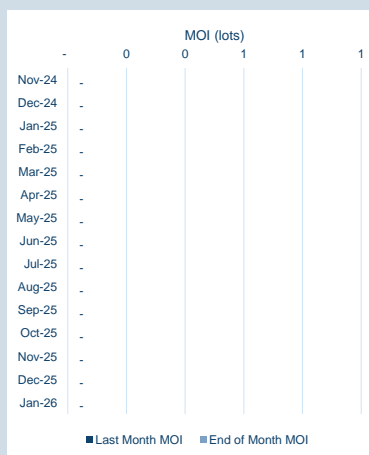
Volume (ex UNA) Nov-2024	
Lots	-

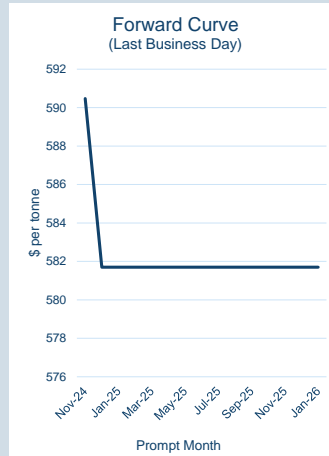
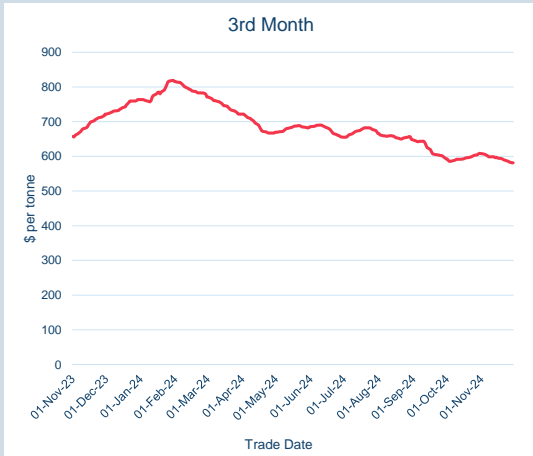
Volume (inc UNA) Nov-2024	
Lots	-
Tonnes	-

Volume Year To Date	
Lots	-
Tonnes	-



Prompt Month	End of Month - Daily Settlement	Volume (inc UNA)	End of Month - MOI
Jan-00	\$	696.19	-
Sep-00	\$	690.00	-
Mar-01	\$	690.00	-
Jun-01	\$	690.00	-
Nov-01	\$	690.00	-
Nov-01	\$	690.00	-
Sep-02	\$	690.00	-
Jan-04	\$	690.00	-
Oct-08	\$	690.00	-
Nov-12	\$	690.00	-
Jan-09	\$	690.00	-
Nov-12	\$	690.00	-
Jan-22	\$	690.00	-
Apr-12	\$	690.00	-
Jan-00	\$	690.00	-



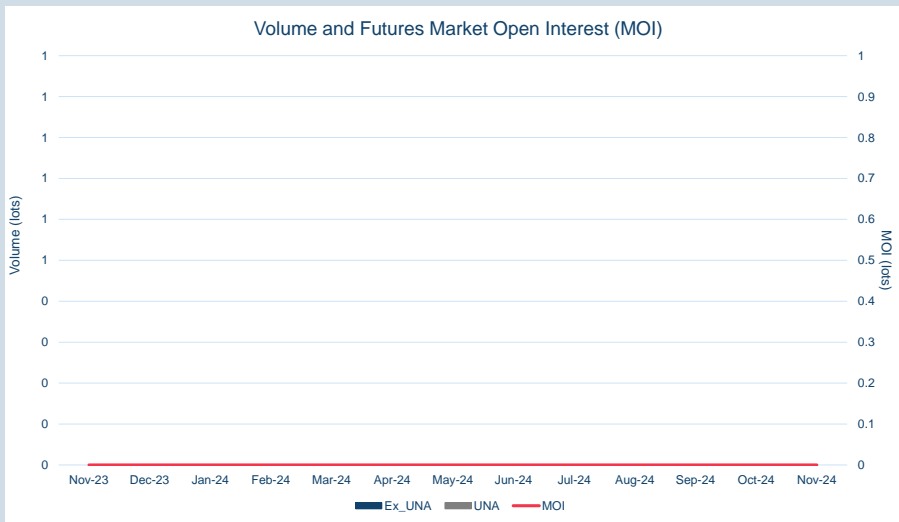


Front Month	
Average	\$595.28
Minimum	\$589.68
Maximum	\$607.75

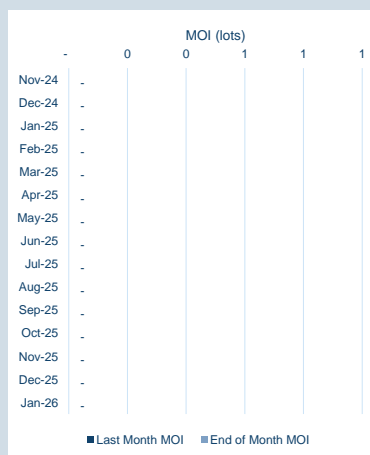
Volume (ex UNA) Nov-2024	
Lots	-

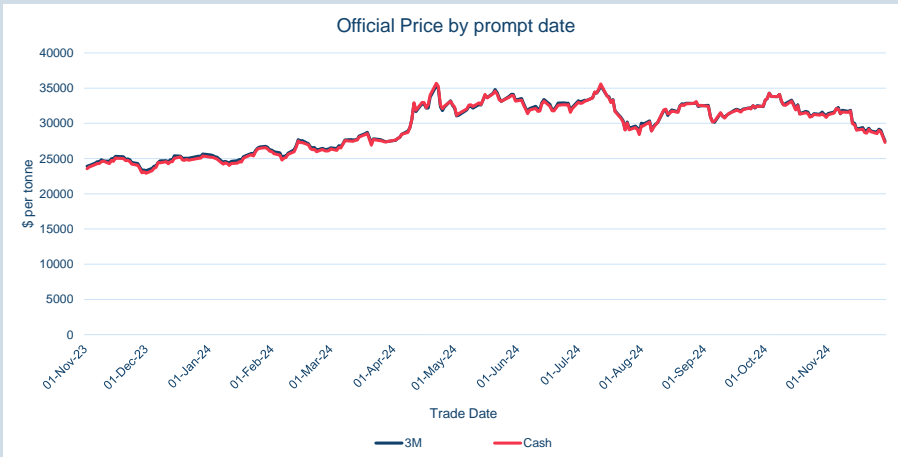
Volume (inc UNA) Nov-2024	
Lots	-
Tonnes	-

Volume Year To Date	
Lots	-
Tonnes	-



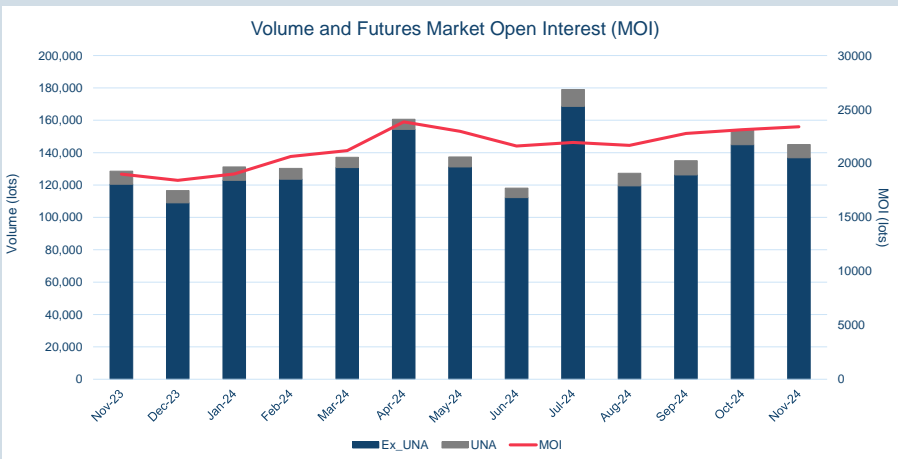
Prompt Month	End of Month - Daily Settlement	Volume (inc UNA)	End of Month - MOI
Nov-24	\$ 590.47	-	-
Dec-24	\$ 581.70	-	-
Jan-25	\$ 581.70	-	-
Feb-25	\$ 581.70	-	-
Mar-25	\$ 581.70	-	-
Apr-25	\$ 581.70	-	-
May-25	\$ 581.70	-	-
Jun-25	\$ 581.70	-	-
Jul-25	\$ 581.70	-	-
Aug-25	\$ 581.70	-	-
Sep-25	\$ 581.70	-	-
Oct-25	\$ 581.70	-	-
Nov-25	\$ 581.70	-	-
Dec-25	\$ 581.70	-	-
Jan-26	\$ 581.70	-	-





Cash	
Average	\$29,768.33
Minimum	\$27,300.00
Maximum	\$32,100.00

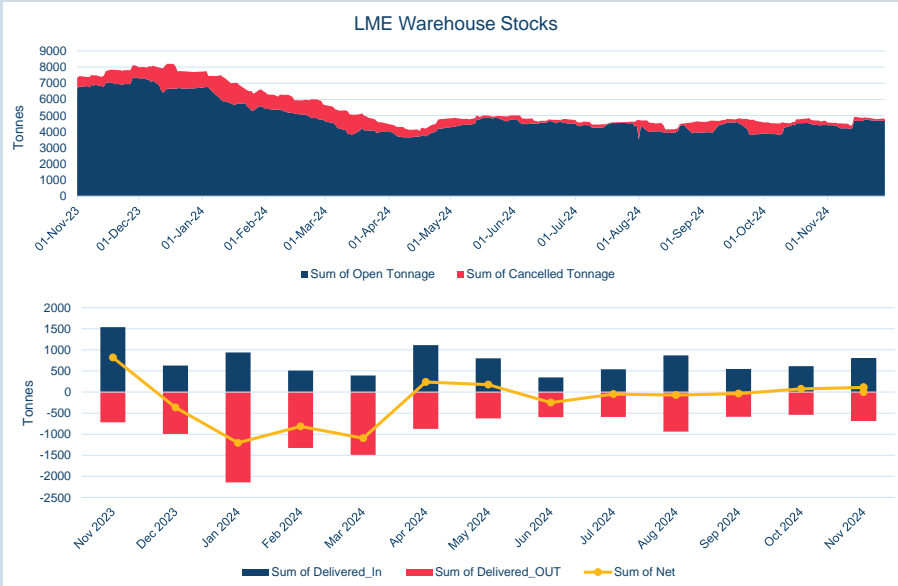
3M	
Average	\$29,928.33
Minimum	\$27,500.00
Maximum	\$32,250.00



Volume (ex UNA)	Nov-2024
Lots	136,808

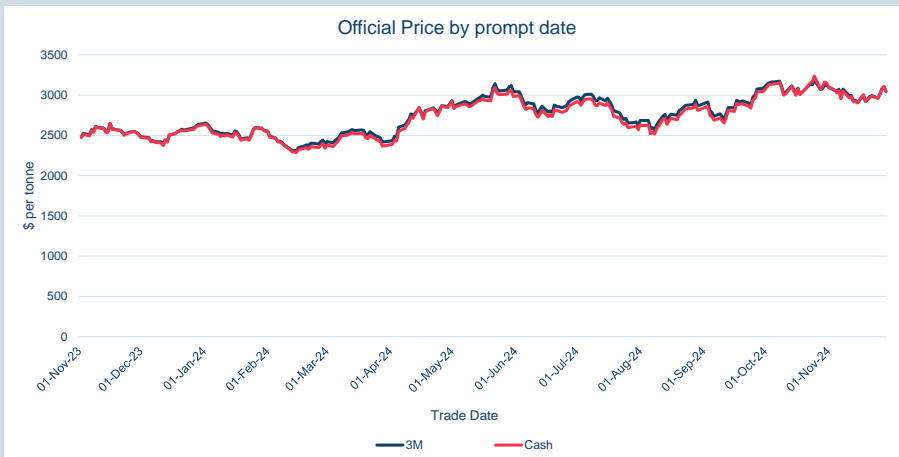
Volume (inc UNA)	Nov-2024
Lots	144,984
Tonnes	724,920

Volume	Year To Date
Lots	1,554,706
Tonnes	7,773,530



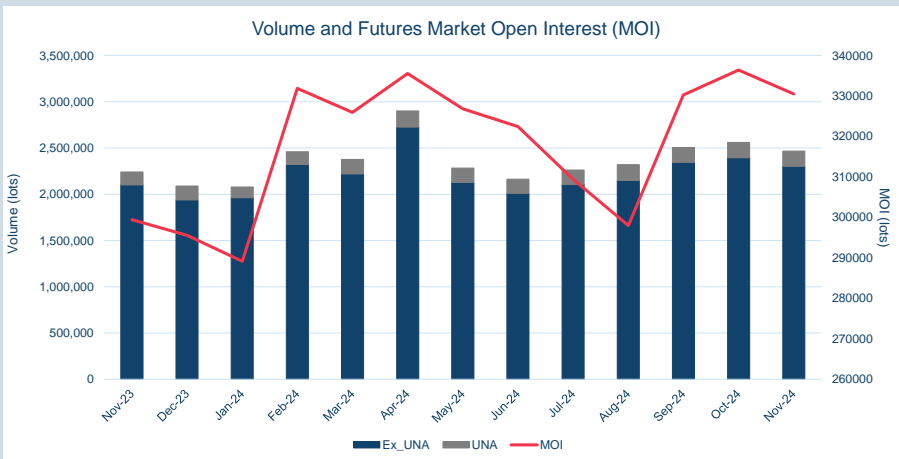
Warehouse Stock - Nov-24	
Delivered In	795
Delivered Out	-685
Net	110

Warehouse Stock - Year to Date	
Delivered In	7,475
Delivered Out	-10,395
Net	-2,920



Cash	
Average	\$2,999.07
Minimum	\$2,903.00
Maximum	\$3,107.50

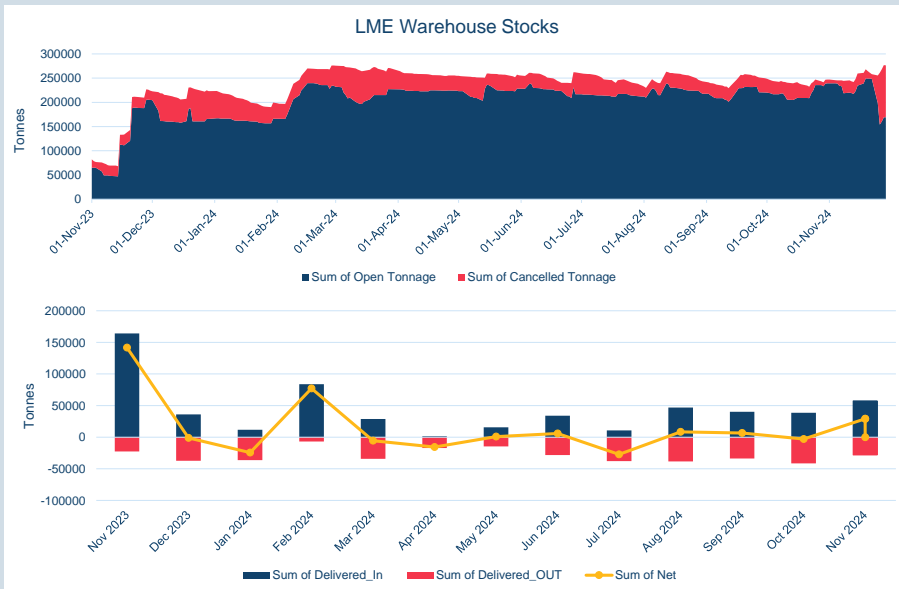
3M	
Average	\$3,006.31
Minimum	\$2,906.50
Maximum	\$3,103.50



Volume (ex UNA)	Nov-2024
Lots	2,302,946

Volume (inc UNA)	Nov-2024
Lots	2,467,701
Tonnes	61,692,525

Volume	Year To Date
Lots	26,379,427
Tonnes	659,485,675



Warehouse Stock - Nov-24	
Delivered In	57,775
Delivered Out	-28,575
Net	29,200

Warehouse Stock - Year To Date	
Delivered In	370,000
Delivered Out	-316,950
Net	53,050